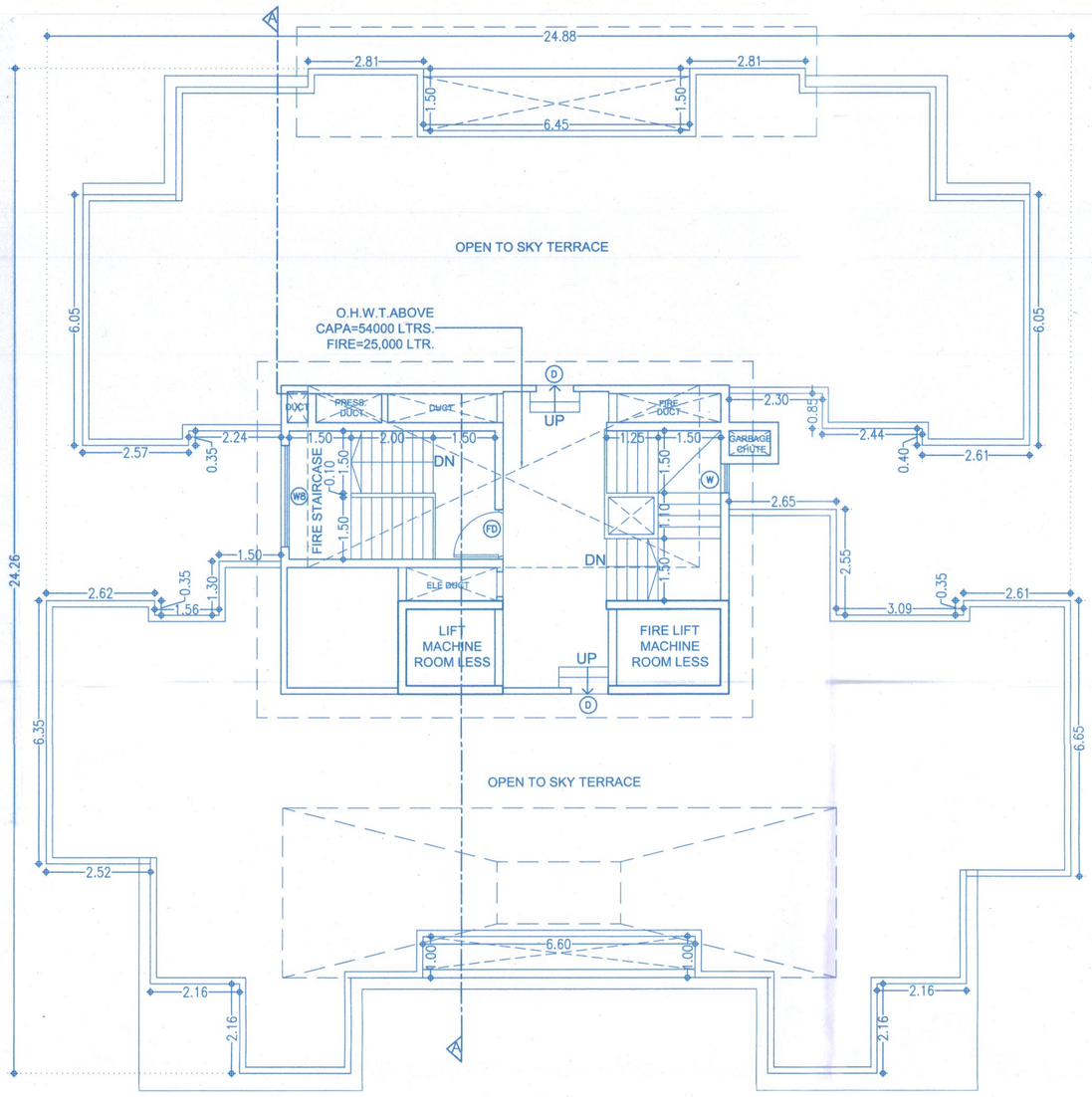

TERRACE FLOOR

TOTAL F.S.I. STATEMENT (BLDG-D)

FLOOR	P'LINE AREA Residential	LIFT	FIRE LIFT	GROUND COVERAGE	TENT.
GR.PARKING	87.95	3.98	4.63	407.16	-
FLOOR 1	407.16				4
FLOOR 2	407.16				4
FLOOR 3	407.16				4
FLOOR 4	407.16				4
FLOOR 5	392.09				4
FLOOR 6	407.16				4
FLOOR 7	407.16				4
FLOOR 8	407.16				4
FLOOR 9	407.16				4
FLOOR 10	392.09				4
FLOOR 11	407.16				4
FLOOR 12	407.16				4
FLOOR 13	407.16				4
FLOOR 14	407.16				4
FLOOR 15	392.09				4
FLOOR 16	407.16				4
FLOOR 17	407.16				4
FLOOR 18	407.16				4
FLOOR 19	407.16				4
FLOOR 20	407.16				4
TOTAL	8185.94	3.98	4.63	407.16	80

FORM OF STATEMENT 3 (SR.NO.9(g))
AREA DETAILS OF APARTMENT (BLDG-D)

BLDG.NO.	FLOOR NO.	APARTMENT NO.	CARPET AREA OF APARTMENT	DRY BALCONY CARPET AREA ATTACHED TO APARTMENT	OPEN BALCONY CARPET AREA ATTACHED TO APARTMENT	AREA OF DOUBLE HEIGHT TERRACES ATTACHED TO FLAT.
(1)	(2)	(3)	(4)	(5)	(6)	(7)
BLDG- D	FLOOR 1,2,3,4,5,6,7,8,9,10,11,12, 13,14,15,16,17,18,19 & 20	101,201,301,401,501,601,701,801,901, 1001,1101,1201,1301,1401,1501,1601, 1701,1801,1901,2001	84.29	2.20	5.85	-
		102,202,302,402,502,602,702,802,902, 1002,1102,1202,1302,1402,1502,1602, 1702,1802,1902,2002	83.40	2.70	5.59	-
		103,203,303,403,603,703,803,903,1103, 1203,1303,1403,1603,1703,1803,1903,2003 104,204,304,404,504,604,704,804,904, 1004,1104,1204,1304,1404,1504,1604, 1704,1804,1904,2004	65.46	2.20	5.11	-
	FLOOR 5,10 & 15	503,1003,1503	50.17	2.20	-	-

NOTE:- ABOVE STATEMENTS MAY VARY, WHEREVER REQUIRED

FORM OF STATEMENT 2 - [SR. NO. 9 (a)]
PROPOSED BUILDING (BLDG-D)

BUILDING NO.	FLOOR NO.	TOTAL BUILT-UP AREA OF FLOOR, AS PER OUTER CONSTRUCTION LINE.			
(1)	(2)	(3)			
BLDG-D	GROUND FLOOR	87.95	X	1	87.95
	FLOOR 1,2,3,4,6,7,8,9, 11,12,13,14,16,17,18,19 & 20	407.16	X	17	6921.72
	FLOOR 5,10 & 15	392.09	X	3	1176.27
	TOTAL	8185.94			

DATE & STAMP OF APPROVAL

13/29

Bldg-D

Sanctioned No. B.P./Thergaon/09/25
Subject to conditions mentioned in the Office Order No.
aven dated 29/03/25
Pimpri
Date 29/3/2025

Pimpri Chinchwad Municipal Corporation ESTD. 11/10/82 Pimpri-411 018

O. C. Signed by
City Engineer

City Engineer
Building Permission Dept.
PCMC., Pimpri, Pune-18

PARKING STATEMENT (BLDG-D)

TYPE OF FLATS	NO. OF FLATS/ Area	PERM. PARKING CAR	PERM. PARKING SCOOTER	REQ. PARKING CAR	REQ. PARKING SCOOTER	MULTIPLYING FACTOR (1.00) CAR	MULTIPLYING FACTOR (1.00) SCOOTER
FOR EVERY TENEMENT HAVING CARPET AREA EQUAL TO OR ABOVE 80 SQ.M. BUT LESS THAN 150 SQ.M.	40	1	1	40	40	40	40
FOR EVERY TWO TENEMENTS WITH EACH TENEMENT HAVING CARPET AREA EQUAL TO OR ABOVE 40 SQ.M. BUT LESS THAN 80 SQ.M.	40	1	2	20	40	20	40
TOTAL	80			60	80	60	80
IN ADDITION 5% VISITOR PARKING				3	4	3	4
TOTAL PARKING				63	84	63	84

PARKING AREA CALCULATION					
VEHICAL	NOS.				AREA REQUIRED
CARS	63	X	12.50	SQ.M.	787.50
SCOOTERS	84	X	2.00	SQ.M.	168.00
TOTAL PARKING AREA					955.50

WATER AREA CALCULATION (BLDG-D)

AMOUNT OF WATER REQUIRED PER PERSON	=	135	lts/day
WATER REQUIRED PER FLAT(5 PERSONS/FLAT)	=	675	lts/day
NO OF FLATS IN BLDG.	=	80	NOS.
REQUIRED CAPACITY OF OVERHEAD WATER TANK	=	54000	lts/day
WATER REQUIRED FOR FIRE FIGHTING	=	25000	lts/day
REQUIRED CAPACITY TO UGWT	=	81000	lts/day



REFUGE AREA CALCULATION

1	3.20	X	6.25	X	1	=	20.00
TOTAL						=	20.00

REFUGE AREA KEY PLAN
SCALE - 1:200

SCHEDULE OF OPENING

TYPE	SIZE WIDTH	SIZE HEIGHT	TYPE	SIZE WIDTH	SIZE HEIGHT
D	1.00	2.40	W	0.70	1.95
D1	0.90	2.40	W1	0.90	1.95
D2	0.75	2.40	W2	1.45	1.95
D3	0.80	2.40	W3	1.61	1.95
FD	1.20	2.40	W4	2.09	1.95
SD	1.20	2.40	W5	2.34	1.95
SD1	1.35	2.40	W6	2.35	1.95
SD2	2.55	2.40	W7	2.36	1.95
			W8	2.45	1.95
			V	0.75	1.20
			V1	0.60	1.20

P'LINE AREA CALCULATION
FLOOR 1,2,3,4,6,7,8,9,11,12,13,14,16,17,18,19 & 20

BLOCK-A :

A	24.88	X	23.31	X	1	=	579.95
DEDUCTION							
1	3.12	X	2.45	X	1	=	7.64
2	6.32	X	0.75	X	1	=	4.74
3	6.45	X	1.50	X	1	=	9.68
4	6.49	X	0.75	X	1	=	4.87
5	3.29	X	2.45	X	1	=	8.06
6	1.00	X	5.90	X	1	=	5.90
7	2.70	X	0.70	X	1	=	1.89
8	2.65	X	2.80	X	1	=	7.42
9	1.39	X	0.24	X	1	=	0.33
10	2.09	X	1.25	X	1	=	2.61
11	5.70	X	3.75	X	1	=	21.38
12	3.09	X	1.45	X	1	=	4.48
13	2.54	X	2.45	X	1	=	6.22
14	4.70	X	1.51	X	1	=	7.10
15	6.60	X	0.85	X	1	=	5.61
16	10.10	X	1.51	X	1	=	15.25
17	4.68	X	1.51	X	1	=	7.07
18	2.52	X	2.75	X	1	=	6.93
19	1.35	X	0.20	X	1	=	0.27
20	1.56	X	1.45	X	1	=	2.26
21	4.18	X	0.95	X	1	=	3.97
22	5.68	X	2.80	X	1	=	15.90
23	0.87	X	5.90	X	1	=	5.13
24	1.24	X	0.24	X	1	=	0.30
25	2.24	X	1.25	X	1	=	2.80
26	5.25	X	0.70	X	1	=	3.67
27	1.05	X	0.90	X	1	=	0.95
28	2.20	X	0.80	X	1	=	1.76
L1	2.15	X	1.85	X	1	=	3.98
L2	1.85	X	2.50	X	1	=	4.62
TOTAL						=	172.80
NET BUILT UP AREA							SQ.M.
579.95		-	172.80				407.16

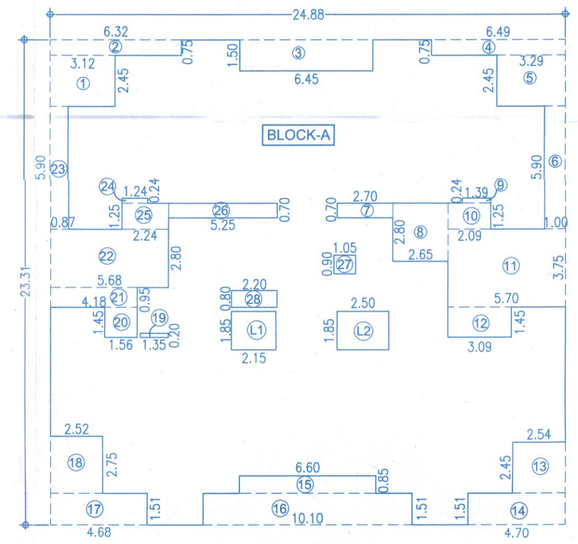

P'LINE AREA KEY PLAN FOR FLOOR 1,2,3,4,6,7,8,9,11,12,13,14,16,17,18,19 & 20
SCALE - 1:200

P'LINE AREA CALCULATION
FLOOR 5,10 & 15

BLOCK-B :

A	24.88	X	23.31	X	1	=	579.95
DEDUCTION							
1	0.87	X	5.90	X	1	=	5.13
2	3.12	X	2.45	X	1	=	7.64
3	6.32	X	0.75	X	1	=	4.74
4	3.20	X	2.00	X	1	=	6.40
5	2.75	X	3.15	X	1	=	8.66
6	6.45	X	1.50	X	1	=	9.68
7	6.49	X	0.75	X	1	=	4.87
8	3.30	X	2.45	X	1	=	8.09
9	1.00	X	5.90	X	1	=	5.90
10	1.24	X	0.24	X	1	=	0.30
11	2.70	X	0.70	X	1	=	1.89
12	2.65	X	2.80	X	1	=	7.42
13	2.10	X	1.25	X	1	=	2.62
14	3.09	X	5.20	X	1	=	16.07
15	2.61	X	3.75	X	1	=	9.79
16	2.54	X	3.96	X	1	=	10.06
17	2.16	X	1.51	X	1	=	3.26
18	1.75	X	1.51	X	1	=	2.64
19	6.60	X	2.36	X	1	=	15.58
20	1.75	X	1.51	X	1	=	2.64
21	2.16	X	1.51	X	1	=	3.26
22	2.52	X	4.26	X	1	=	10.74
23	1.35	X	0.20	X	1	=	0.27
24	2.62	X	3.75	X	1	=	9.83
25	1.56	X	5.20	X	1	=	8.11
26	1.50	X	2.80	X	1	=	4.20
27	1.24	X	0.24	X	1	=	0.30
28	2.24	X	1.25	X	1	=	2.80
29	5.25	X	0.70	X	1	=	3.67
30	2.20	X	0.80	X	1	=	1.76
31	1.05	X	0.90	X	1	=	0.95
L1	2.15	X	1.85	X	1	=	3.98
L2	1.85	X	2.50	X	1	=	4.62
TOTAL						=	187.86
NET BUILT UP AREA							SQ.M.
579.95		-	187.86				392.09

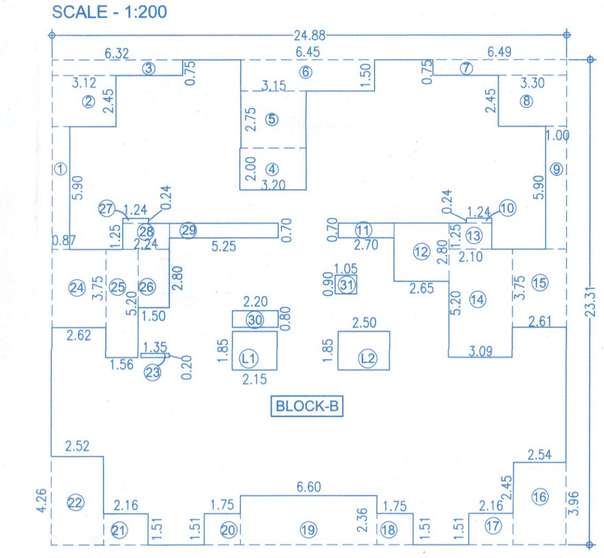

P'LINE AREA KEY PLAN FOR FLOOR 5,10 & 15
SCALE - 1:200

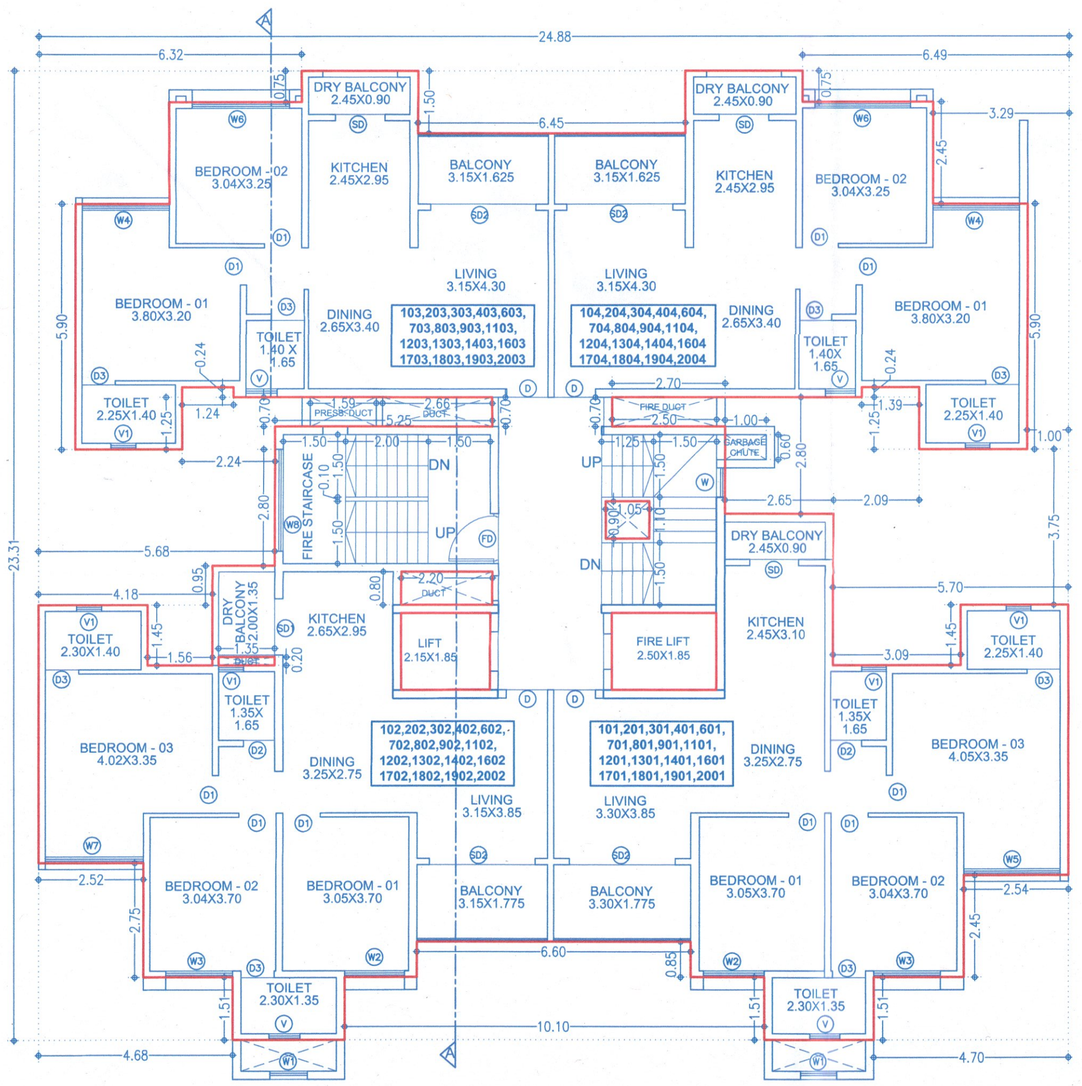

FLOOR 1,2,3,4,6,7,8,9,11,12,13,14,16,17,18,19 & 20

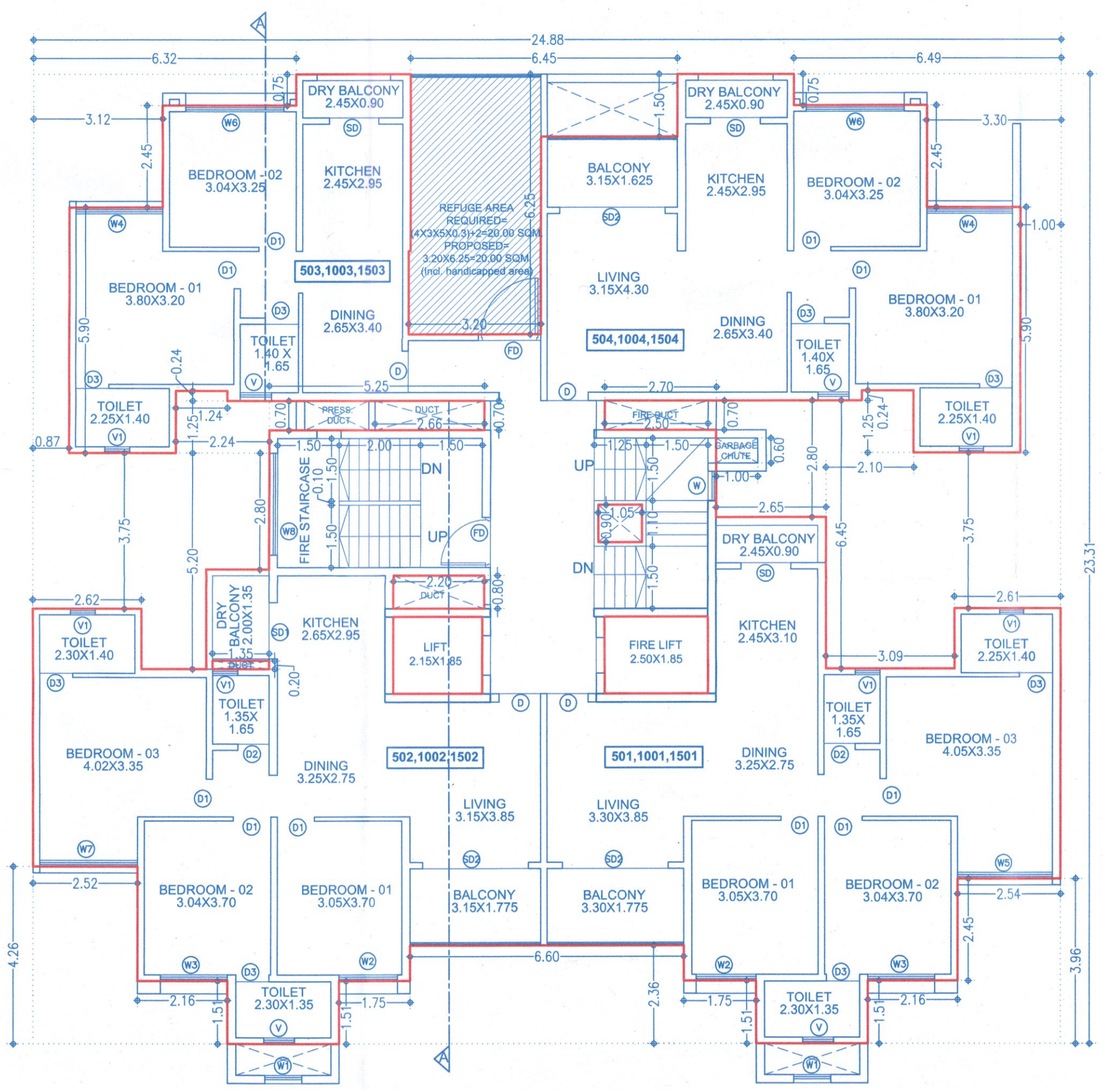

FLOOR 5,10 & 15

F | JOB TITLE / SITE ADDRESS

PROPOSED & REVISED BUILDING ON 27/1, 27/2A, CTS.NO.6260(P) TO 6266(P) AT THERGAON, TAL.-MULSHI, DIST.- PUNE

G | OWNER NAME AND SIGNATURE

Owner(s)' Name
SUKHWANI CHAWLA
CONSTRUCTION

Owner(s)' sign:

H | ARCHITECT

Architect(s)' Name
Hrishikesh Kulkarni : CA/2002/29235
Raksha Bisen : CA/2005/36014

Architect(s)' sign:

NORTH

VK:a architecture
5th Floor,Nextgen Avenue,Sr.No.103(p), C.T.S No.2850,S.B.Road,Near ICC Trade Tower,Bahiratwadi, Pune:411016.
P +91 20 6626 8888
E mail@vkarch.com
W www.vkarch.com

Drawing Title: Floor Plans & calculations		Scale: 1:100 at A1-841X594
Drawn by: Anand	Checked by: Raksha	Date: 21/03/2025
Job no.: 2072	Drawing no: 287	Revision: -
Status: FOR BP-PCMC-UDCPR20		