PRODUCED BY AN AUTODESK EDUCATIONAL PRODUCT

F.S.I. STATEMENT IN SQ.M. (WING A3)							
FLOOR	BUILT UP AREA Resi.	LIFT AREA	FIRE LIFT AREA	BUILDING HEIGHT from Gr. lvl.	BUILDING HEIGHT from 1st To 23Th	TENE. NO. 40-80	TENE. NO. 80-150
1ST FL	659.63	8.36	3.61	69.90 M	69.90-6.00 = 63.90M	3	3
2ND FL	659.63					3	3
3RD FL	659.63					3	3
4TH FL	659.63					3	3
5TH FL	612.31					3	3
6TH FL	659.63					0	5
7TH FL	659.63					3	3
8TH FL	659.63					3	3
9TH FL	659.63					3	3
10TH FL	612.31					3	3
11TH FL	659.63					0	5
12TH FL	659.63					3	3
13TH FL	659.63					3	3
14TH FL	659.63					3	3
15TH FL	612.31					3	3
16TH FL	659.63					0	5
17TH FL	659.63					3	3
18TH FL	659.63					3	3
19TH FL	659.63					3	3
20TH FL	659.63					3	3
TOTAL	13059.64					51	66
						117	

TOTAL PARKING AREA STATEMENT FOR			
PARKING REQUIRED BY RULE	NO. OF TENEMENT	CAR	SCOOTER
2 TENEMENTS HAVING CARPET AREA 40 TO 80.50 M.	2	1	5
REQUIRED PARKING FOR 51 TENEMENTS	51	26	128
1 TENEMENTS HAVING CARPET AREA 80-150.50 M.	1	1	3
REQUIRED PARKING FOR 66 TENEMENTS	66	66	198
TOTAL	117	92	326
5% ADDITION PARKING		5	17
TOTAL		97	343
TOTAL REQ. PARKING		97 X 12.50	343 X 2.00
TOTAL AREA		1212.50	686
TOTAL PARKING AREA		1898.50	

WATER CALCULATION						
WATER REQUIRED AS PER RULE NO. OF PERSON X 135						
117	X	5	X	135	=	78975
ADD FIRE RTTING = 20000 X 1 = 20,000.00 LTRS.						
TOTAL = 79000 + 20000 = 99,000 LTRS.						
SAY, 99,000.00 LTRS.						
SUMP WELL CAPACITY.						
78975	X	1.5			=	118462.50
ADD FIRE RTTING = 75,000 X 1 = 75,000.00						
TOTAL = 1,18,500 + 75,000 = 1,93,500 LTRS.						

B/UP AREA CALC. FOR TYPICAL FL.							
1st to 20 Floor							
Area of Block 'A'							
1	1	x	34.41	x	30.59	=	1052.60
STANDARD DEDUCTION							
1	1	x	0.31	x	6.95	=	2.15
2	1	x	5.93	x	4.73	=	28.05
3	0.5	x	5.24	x	0.09	=	0.24
4	0.5	x	5.24	x	2.62	=	6.86
5	0.5	x	2.36	x	0.91	=	1.07
6	0.5	x	2.36	x	0.75	=	0.88
7	0.5	x	3.14	x	1.57	=	2.46
8	1	x	2.22	x	0.80	=	1.78
9	1	x	3.90	x	0.28	=	1.09
10	1	x	5.73	x	3.90	=	20.63
11	1	x	6.04	x	6.95	=	41.98
12	1	x	9.50	x	11.32	=	107.54
13	1	x	1.65	x	1.20	=	1.98
14	2	x	0.30	x	3.48	=	2.09
15	1	x	1.80	x	4.04	=	7.27
16	1	x	2.70	x	0.75	=	2.03
17	1	x	1.96	x	5.63	=	11.03
18	2	x	1.65	x	1.69	=	5.58
19	1	x	7.85	x	0.49	=	3.85
20	1	x	6.84	x	0.49	=	3.35
21	1	x	0.30	x	1.52	=	0.46
22	1	x	1.55	x	0.80	=	1.24
23	1	x	2.97	x	1.50	=	4.46
24	0.5	x	0.82	x	0.41	=	0.17
25	0.5	x	4.02	x	2.01	=	4.04
26	1	x	1.21	x	1.13	=	1.37
27	1	x	1.20	x	2.38	=	2.86
28	0.5	x	0.53	x	0.26	=	0.07
29	1	x	2.18	x	3.89	=	8.48
30	0.5	x	2.23	x	0.47	=	0.52
31	0.5	x	2.23	x	1.01	=	1.13
32	1	x	0.99	x	1.88	=	1.86
33	0.5	x	2.08	x	0.87	=	0.90
34	0.5	x	2.08	x	0.57	=	0.59
35	1	x	2.88	x	2.07	=	5.96
36	1	x	2.08	x	4.20	=	8.74
37	1	x	0.60	x	0.22	=	0.13
38	1	x	1.52	x	0.30	=	0.46
39	1	x	1.40	x	1.65	=	2.31
40	1	x	9.05	x	8.08	=	73.12
41	1	x	0.50	x	6.84	=	3.42
42	1	x	3.13	x	0.30	=	0.94
43	1	x	0.18	x	1.58	=	0.28
44	0.5	x	4.48	x	0.74	=	1.66
45	0.5	x	4.48	x	2.12	=	4.75
L1	1	x	1.90	x	1.90	=	3.61
L2	1	x	1.90	x	2.50	=	4.75
L3	1	x	1.90	x	1.90	=	3.61
TOTAL						=	393.90
DEDUCT							
23a	1/2	x	2.00	x	0.31	=	0.41
29a	1/2	x	2.00	x	0.31	=	0.41
TOTAL						=	0.83
TOTAL DEDUCTION						=	392.97
NET B/UP AREA FOR TYPICAL FLOOR							
1052.60	-	392.97	=	659.63			

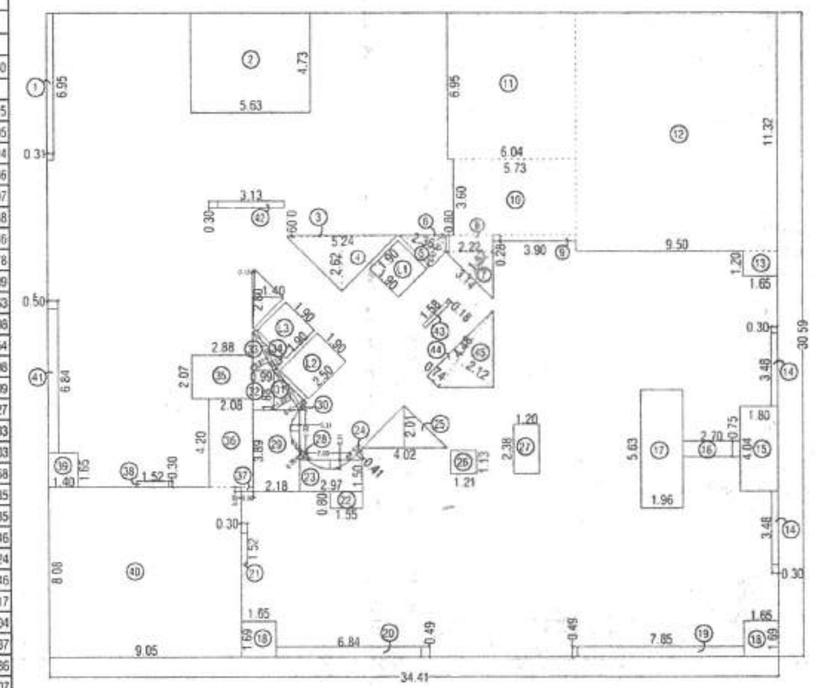

KEY PLAN TYPICAL FLOOR PLAN
(1st, 2nd, 3rd, 4th, 5th, 7th, 8th, 9th, 11th, 12th, 13th, 14th, 16th, 17th, 18th, 19th, 20th Floor)

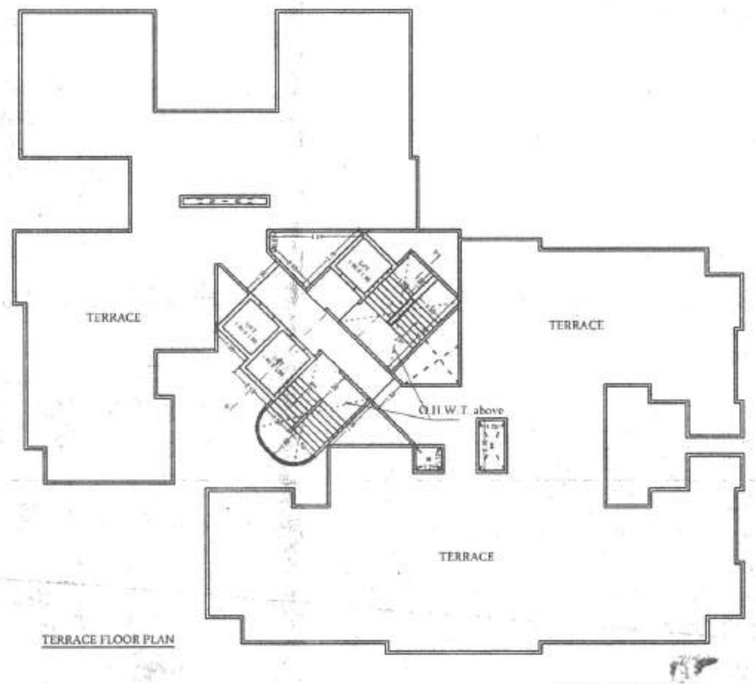

TERRACE FLOOR PLAN

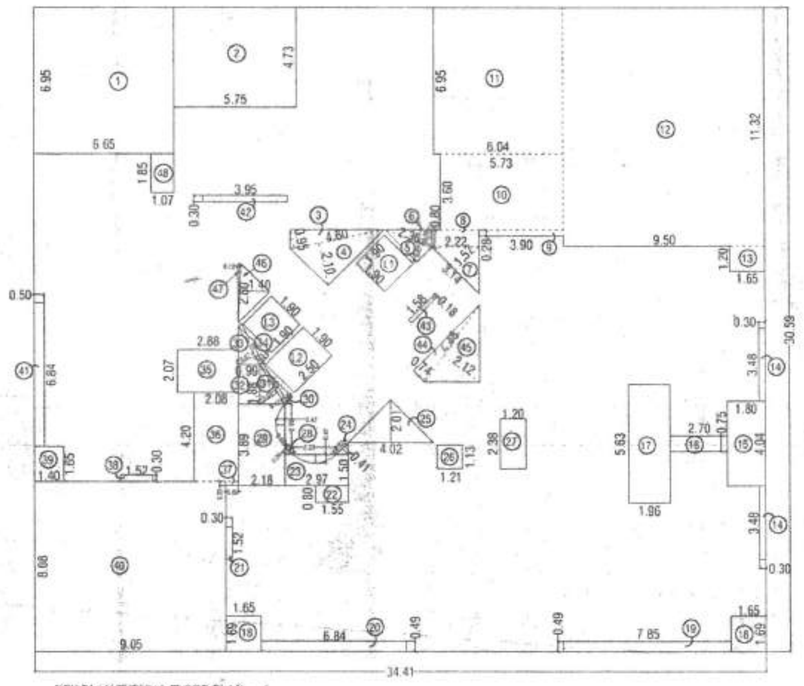

KEY PLAN TYPICAL FLOOR PLAN
(6th, 11th, 16th Floor)

B/UP AREA CALC. FOR TYPICAL FL.							
6th, 11th, 16th & 21th Floor							
Area of Block 'A'							
1	1	x	34.41	x	30.59	=	1052.60
STANDARD DEDUCTION							
1	1	x	6.65	x	6.95	=	46.22
2	1	x	5.75	x	4.73	=	27.20
3	0.5	x	5.24	x	0.09	=	0.24
4	0.5	x	5.24	x	2.62	=	6.86
5	0.5	x	2.36	x	0.91	=	1.07
6	0.5	x	2.36	x	0.75	=	0.88
7	0.5	x	3.14	x	1.57	=	2.46
8	1	x	2.22	x	0.80	=	1.78
9	1	x	3.90	x	0.28	=	1.09
10	1	x	5.73	x	3.60	=	20.63
11	1	x	6.04	x	6.95	=	41.98
12	1	x	9.50	x	11.32	=	107.54
13	1	x	1.65	x	1.20	=	1.98
14	2	x	0.30	x	3.48	=	2.09
15	1	x	1.80	x	4.04	=	7.27
16	1	x	2.70	x	0.75	=	2.03
17	1	x	1.96	x	5.63	=	11.03
18	2	x	1.65	x	1.69	=	5.58
19	1	x	7.85	x	0.49	=	3.85
20	1	x	6.84	x	0.49	=	3.35
21	1	x	0.30	x	1.52	=	0.46
22	1	x	1.55	x	0.80	=	1.24
23	1	x	2.97	x	1.50	=	4.46
24	0.5	x	0.82	x	0.41	=	0.17
25	0.5	x	4.02	x	2.01	=	4.04
26	1	x	1.21	x	1.13	=	1.37
27	1	x	1.20	x	2.38	=	2.86
28	0.5	x	0.53	x	0.26	=	0.07
29	1	x	2.18	x	3.89	=	8.48
30	0.5	x	2.23	x	0.47	=	0.52
31	0.5	x	2.23	x	1.01	=	1.13
32	1	x	0.99	x	1.88	=	1.86
33	0.5	x	2.08	x	0.87	=	0.90
34	0.5	x	2.08	x	0.57	=	0.59
35	1	x	2.88	x	2.07	=	5.96
36	1	x	2.08	x	4.20	=	8.74
37	1	x	0.60	x	0.22	=	0.13
38	1	x	1.52	x	0.30	=	0.46
39	1	x	1.40	x	1.65	=	2.31
40	1	x	9.05	x	8.08	=	73.12
41	1	x	0.50	x	6.84	=	3.42
42	1	x	3.13	x	0.30	=	0.94
43	1	x	0.18	x	1.58	=	0.28
44	0.5	x	4.48	x	0.74	=	1.66
45	0.5	x	4.48	x	2.12	=	4.75
46	0.5	x	2.80	x	1.40	=	1.96
47	0.5	x	2.80	x	0.12	=	0.17
48	1	x	1.07	x	1.85	=	1.98
L1	1	x	1.90	x	1.90	=	3.61
L2	1	x	1.90	x	2.50	=	4.75
L3	1	x	1.90	x	1.90	=	3.61
TOTAL						=	441.12
DEDUCT							
23a	1/2	x	2.00	x	0.31	=	0.41
29a	1/2	x	2.00	x	0.31	=	0.41
TOTAL						=	0.83
TOTAL DEDUCTION						=	440.29
NET B/UP AREA FOR TYPICAL FLOOR							
1052.60	-	440.29	=	612.31			

REFUGE AREA KEY PLAN

REFUGE AREA CALC.							
6th, 11th & 16th, 21th floor							
R1	1	x	6.47	x	4.73	=	30.60
R2	1	x	6.34	x	2.22	=	14.07
R3	1	x	1.07	x	1.85	=	1.98
TOTAL						=	46.66

REFUGE AREA CALCULATION

TOTAL CARPET AREA (659.63 X 2 / 12.50) X 0.30
= (1319.26 / 12.50)
= 105.54 X 0.30 = 31.66 SQ.M.
REQUIRED 31.66 SQ.M
PROPOSED 46.66 SQ.M

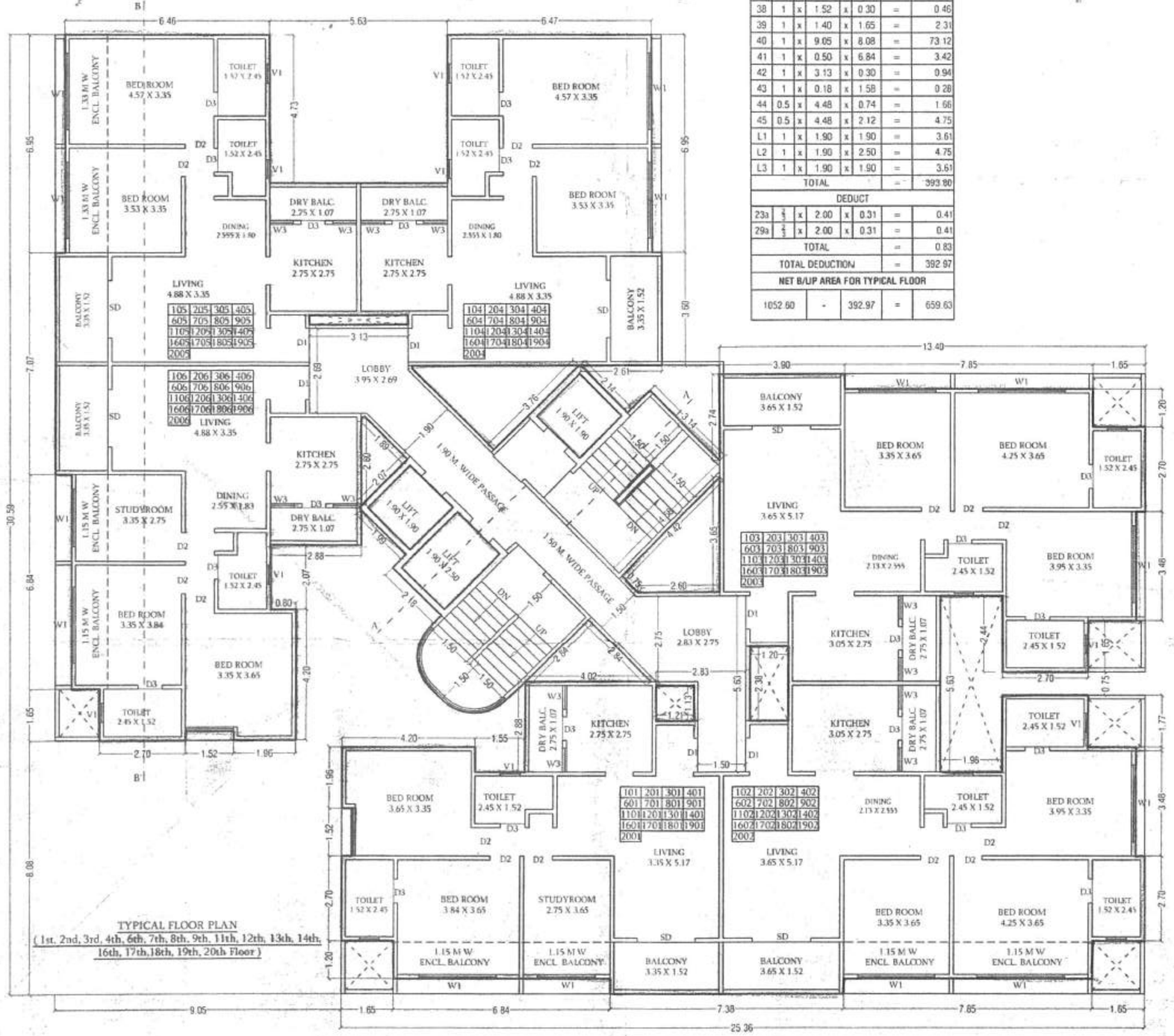

TYPICAL FLOOR PLAN
(1st, 2nd, 3rd, 4th, 6th, 7th, 8th, 9th, 11th, 12th, 13th, 14th, 16th, 17th,18th, 19th, 20th Floor)

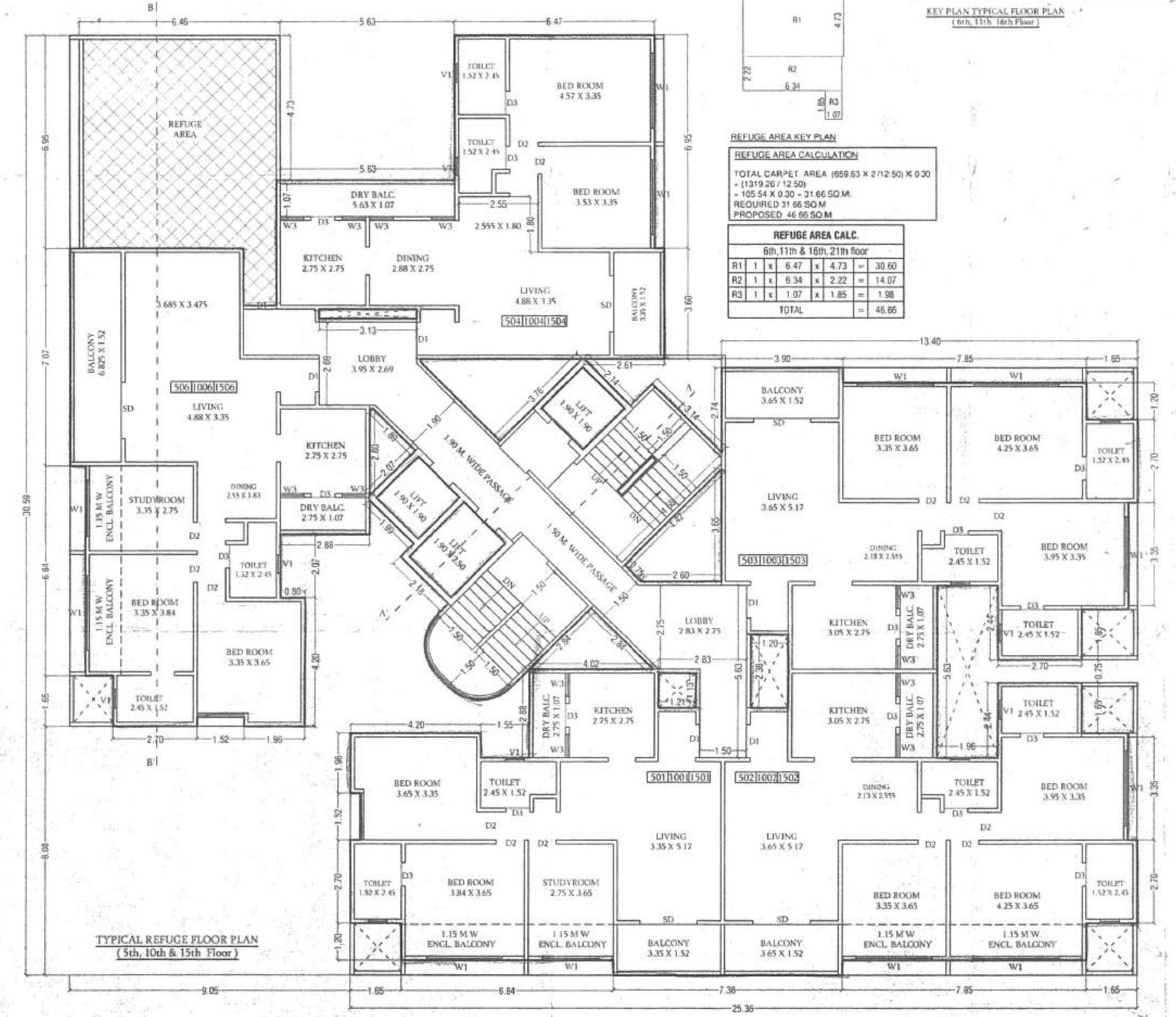

TYPICAL REFUGE FLOOR PLAN
(5th, 10th & 15th Floor)

STAMP OF APPROVEL
BUILDING - A3

03/06

APPROVED SUBJECT TO CONDITION
APPROVED UNDER COMMENCEMENT CERTIFICATE NO.... 66/2022/12....
Deputy Engineer P.M.C
(B.P.D.P. Zone No.-1) P.M.C.

DESIGN ARCHITECT:

CUBIX ARCHITECTS ASSOCIATES
OFFICE NO. 1 AND 2, ARISTROCAT 'L', OPP. BEVERLY HILLS HOTEL, NEAR MAGNUS CLUB, LULLA NAGAR, BIBWEWADI, PUNE. E-MAIL:- cubixarchitects@gmail.com
CONTACT NO:- 7757043086 , 7757043087

PROJECT :-
PROPOSED RESIDENTIAL BUILDING S.NO. 70/1,PLOT NO1 AT KHARADI, PUNE.

CERTIFICATE OF AREA.
Certified that the plot under reference was surveyed by me on _____ and the dimensions of sides etc. of plot stated on plan are as measured on site and the area so worked out tallies with the area stated in document of Ownership/ T.P. Scheme Records/ Land Records Department/City Survey records.
SIGN OF ARCHITECT

OWNER SIGN.
RION BUILDTECH PVT. LTD
Thro' SHEETAL M. GUPTA

ARCHITECTS
SANDEEP HARDIKAR & ASSOCIATES
ARCHITECTS - INTERIOR DESIGNER
502, SADHANA APPT. SHIVAJINAGAR, PUNE-05. TEL - 9371236397/ 9371236398
Email- syhardikar@gmail.com.

ARCHITECTS SIGN.
AR. SANDEEP HARDIKAR
[CA /90/12777]

DATE	SCALE	DRN BY	REV. DATE	REV. NO
23/12/2021	1:100		- - -	- - -

Z:\C- JOB\07. CUBIX ARCHITECTS\MANOJ GUPTA\S.NO.70\6 SUBMISSION\Sanctioned 2022\01 Final Sanctioned.dwg

PRODUCED BY AN AUTODESK EDUCATIONAL PRODUCT
PRODUCED BY AN AUTODESK EDUCATIONAL PRODUCT
PRODUCED BY AN AUTODESK EDUCATIONAL PRODUCT