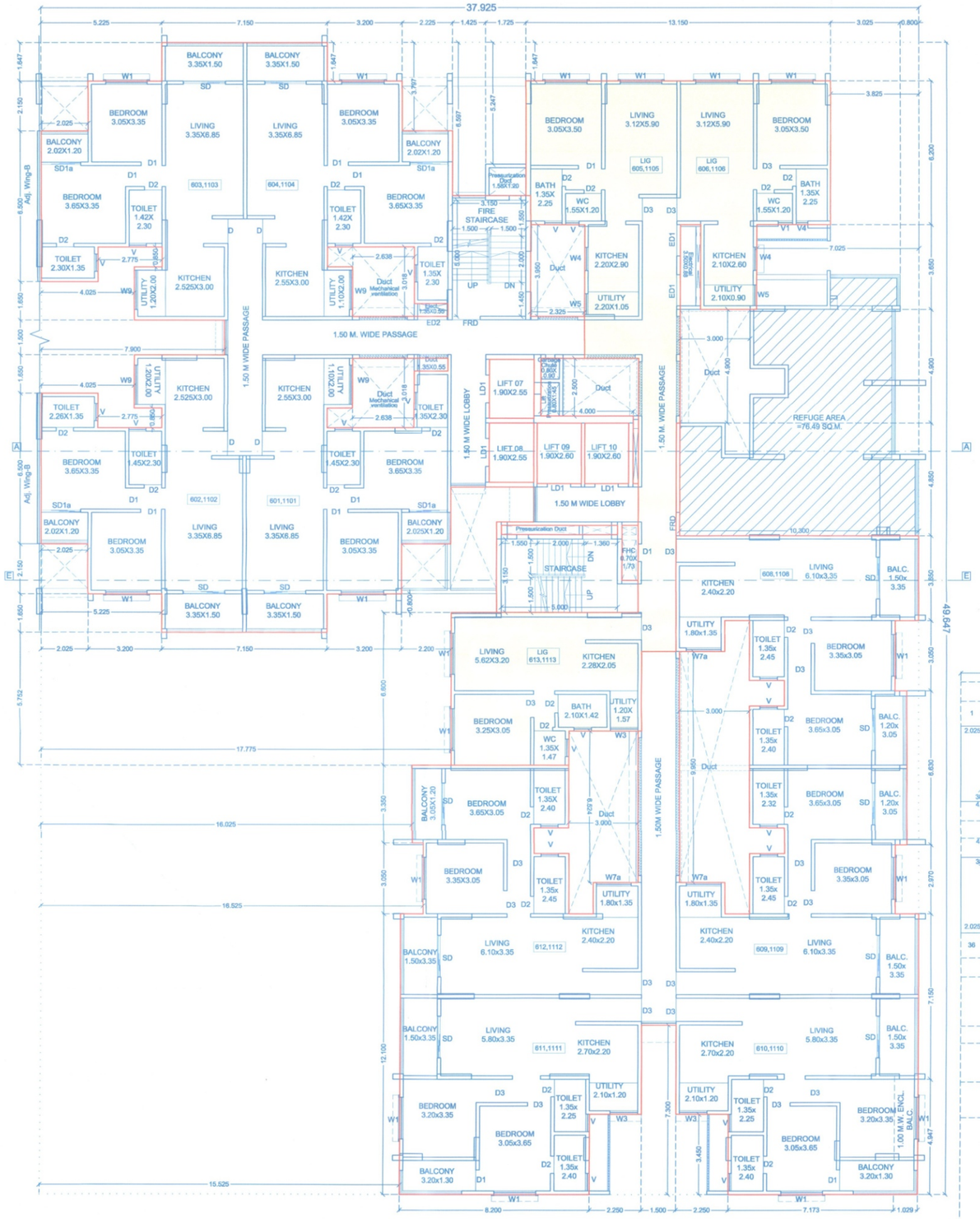

6TH,11TH (REFUGE) FLOOR PLAN

SCALE : 1:100

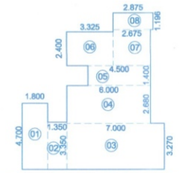

REFUGE AREA KEY PLAN TYPICAL FLOOR PLAN 6TH,11TH

SCALE - 1:200

REFUGE AREA CALCULATIONS								
6TH, 11TH FLOOR PLAN								
1)	1.800	x	4.700	x	1.00	=	8.46	SQ.M
2)	1.350	x	3.350	x	1.00	=	4.52	SQ.M
3)	7.000	x	3.270	x	1.00	=	22.89	SQ.M
4)	6.000	x	2.680	x	1.00	=	16.08	SQ.M
5)	4.500	x	1.400	x	1.00	=	6.30	SQ.M
6)	3.325	x	2.400	x	1.00	=	7.98	SQ.M
7)	2.675	x	2.550	x	1.00	=	6.82	SQ.M
8)	2.875	x	1.196	x	1.00	=	3.44	SQ.M
	TOTAL AREA					=	76.49	SQ.M

REFUGE AREA STATEMENT 'WING C' (6TH, 11TH FLOOR)	
REFUGE AREA REQUIRED =	0.30 X 2 CONSEQUENT FL.+ 1 REFUGE FL.
=	0.30 x (5 persons x 38 Tenement)
=	0.30 x 190 persons
REFUGE AREA REQUIRED =	**57.00 SQ.M.**
Total no. of Tenement of building all floor =	13Tenement X 2 Floor = 26 Tenement 13 Tenement X 12 Floor = 156 Tenement 12 Tenement X 3 Floor = 36 Tenement Total Tenement = 218
	218 Tenementis x 5 Persons = 1090 Persons so in addition 1 Mtr. for each 200 persons Occupant of the handicapped persons total Refuge area required = 1090/ 200 = 5.45 Say = 6 SQ.M.
REFUGE AREA REQUIRED =	57.00 + 6.00 = 63.00 SQ.M.
TOTAL REFUGE AREA PROVIDED=	**76.49 SQ.M.**

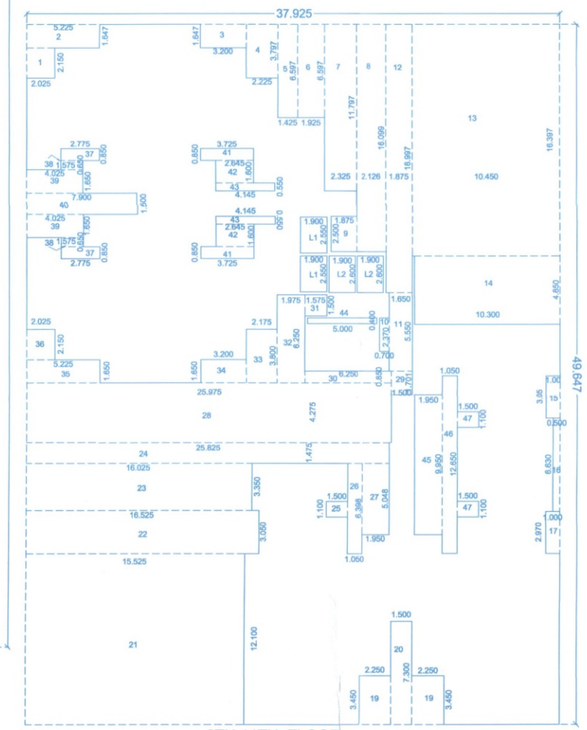

6TH,11TH FLOOR AREA KEY PLAN

SCALE 1:200

AREA CALCULATIONS							
6TH,11TH FLOOR							
A	37.925	X	49.647	X	1	=	1882.86
STANDARD DEDUCTIONS							
1	2.025	X	2.150	X	1	=	4.35
2	5.225	X	1.647	X	1	=	8.61
3	3.200	X	1.647	X	1	=	5.27
4	2.225	X	3.797	X	1	=	8.45
5	1.425	X	6.597	X	1	=	9.40
6	1.925	X	6.597	X	1	=	12.70
7	2.325	X	11.797	X	1	=	27.43
8	2.126	X	16.099	X	1	=	34.23
9	1.875	X	2.500	X	1	=	4.69
10	0.700	X	2.370	X	1	=	1.66
11	1.650	X	5.550	X	1	=	9.16
12	1.875	X	18.997	X	1	=	35.62
13	10.450	X	16.397	X	1	=	171.35
14	10.300	X	4.850	X	1	=	49.96
15	1.000	X	3.050	X	1	=	3.05
16	0.500	X	6.630	X	1	=	3.32
17	1.000	X	2.970	X	1	=	2.97
19	2.250	X	3.450	X	2	=	15.53
20	1.500	X	7.302	X	1	=	10.95
21	15.525	X	12.100	X	1	=	187.85
22	16.525	X	3.050	X	1	=	50.40
23	16.025	X	3.350	X	1	=	53.68
24	25.825	X	1.475	X	1	=	38.09
25	1.500	X	1.100	X	1	=	1.65
26	1.050	X	6.398	X	1	=	6.72
27	1.950	X	5.048	X	1	=	9.84
28	25.975	X	4.275	X	1	=	111.04
29	1.500	X	1.701	X	1	=	2.55
30	6.250	X	0.850	X	1	=	5.31
31	1.575	X	1.500	X	1	=	2.36
32	1.975	X	6.250	X	1	=	12.34
33	2.175	X	3.800	X	1	=	8.26
34	3.200	X	1.650	X	1	=	5.28
35	5.225	X	1.650	X	1	=	8.62
36	2.025	X	2.150	X	1	=	4.35
37	2.775	X	0.850	X	2	=	4.72
38	1.575	X	0.650	X	2	=	2.05
39	4.025	X	1.650	X	2	=	13.28
40	7.900	X	1.500	X	1	=	11.85
41	3.725	X	0.850	X	2	=	6.33
42	2.645	X	1.600	X	2	=	8.46
43	4.145	X	0.550	X	2	=	4.56
44	5.000	X	0.400	X	1	=	2.00
45	1.950	X	9.950	X	1	=	19.40
46	1.050	X	12.650	X	1	=	13.28
47	1.500	X	1.100	X	2	=	3.30
TOTAL STANDARD DEDUCTIONS						=	1016.29
GROSS AREA	1882.86		-	1016.29		=	866.58
LIFT AREA							
L1	1.900	X	2.550	X	2	=	9.69
L2	1.900	X	2.600	X	2	=	9.88
							19.57
NET AREA	866.58		-	19.57		=	847.01

STAMP OF APPROVAL

17/27

WING - C

01. Previous sanction under CC No. BP/WAKAD/66/2022,Dated :- 19-04-2022
02. Previous sanction under CC No. BP/WAKAD/157/2022,Dated :- 20-10-2022
03. Previous sanction under CC No. BP/WAKAD/53/2023,Dated :- 31-03-2023
04.Previous sanction under CC No. BP/WAKAD/57/2024,Dated :- 30-03-2024

Sanctioned No. B.P /wakad /132/2024
Subject to conditions mentioned in the Office Order No.
aven dated 23/10/24
Pimpri
Date 23/10 2024

Pimpri Chinchwad Municipal Corporation ESTD. 11/10/82 Pimpri-411018

O. C. Signed by
City Engineer

for City Engineer
Building Permission Dept.
PCMC, Pimpri, Pune-18.

Project :-

PROPOSED LAYOUT OF WINGS ON S.NO.65/1/1B,70/1, AT- WAKAD,PUNE.

Sign, Address Of The Owner / P.O.A. Holder :-

THE MUNICIPAL DRABUILDING IS PREPARED FROM THE INSTRUCTION, INFORMATION, SPECIFICATION, PAPERS AND LEGAL DOCUMENTS ETC. GIVEN BY ME AND THE AUTHENTICITY OF THE SAME IS MY RESPONSIBILITY. I THE OWNER / P.O.A. HOLDER HAVE READ & STUDIED THIS AND ALL THE DRABUILDINGS ALONG WITH DOCUMENTS FOR SUBMISSION AND THEY ARE AS PER MY INSTRUCTIONS & INFORMATION'S GIVEN TO THE ARCHITECT.

M/s. ~~ANANKSHA~~ BUILDERS
MR.NIHAL A.SHAIKH.
214 The Pentagaon S.No.43, Parvati, Satara Road, Pune.

FOR ANA CONSORTIUM PVT. LTD.

Reg.No.CA/89/11974
7th Floor,Mantri Streling,
Behind Manikchand Galleria,
Off SB Road,CTS no.997,
Shiva|nagar, Pune -16
Tele : 020 25656542 / 3442

DWG. NO.	NORTH
BP LAYOUT PLAN	N W E S
JOB NO.	SCALE
1778	1 : 100
DEALT	DESIGN AR.
Sudhir / khajappa	Ar. Abhijeet S.

DATE	REVISION	ISSUED DRG. DATE
25.01.2019	R-9	08.07.2024

\\Server\Current Data\Current Data\S\Sheikh Nihal\1778 Wakad\Liaison\BP Layout Plan

2024 OCT 10