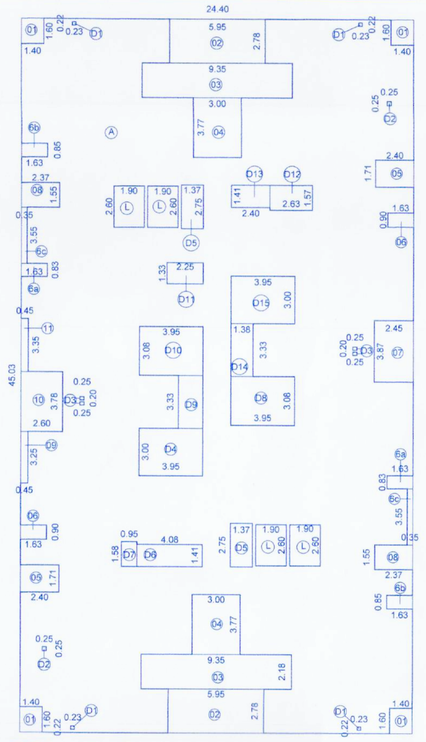

TYPICAL 10TH,11TH,12TH,14TH,15TH,16TH,17TH,19TH,20TH, 21ST & 22ND FLOOR AREA KEY PLAN

AREA CALCULATION FOR D BLDG.
TYPICAL 2ND,3RD,4TH,5TH,6TH,7TH & 9TH FLOOR

ADDITIONS										
A	24.40	X	45.03	X	1	X	1	=	1098.73	SQ.M
DEDUCTIONS										
1	1.40	X	1.60	X	1	X	4	=	8.96	SQ.M
2	5.95	X	2.78	X	1	X	2	=	33.06	SQ.M
3	9.35	X	2.18	X	1	X	2	=	40.77	SQ.M
4	3.00	X	3.77	X	1	X	2	=	22.62	SQ.M
5	2.40	X	1.71	X	1	X	2	=	8.21	SQ.M
6	1.63	X	0.90	X	1	X	2	=	2.93	SQ.M
6a	1.63	X	0.83	X	1	X	2	=	2.71	SQ.M
6b	1.63	X	0.85	X	1	X	2	=	2.77	SQ.M
6c	0.35	X	3.55	X	1	X	2	=	2.49	SQ.M
7	2.45	X	3.87	X	1	X	1	=	9.48	SQ.M
8	2.37	X	1.55	X	1	X	2	=	7.35	SQ.M
9	0.45	X	3.25	X	1	X	1	=	1.46	SQ.M
10	2.60	X	3.78	X	1	X	1	=	9.83	SQ.M
11	0.45	X	3.35	X	1	X	1	=	1.51	SQ.M
D1	0.23	X	0.22	X	1	X	4	=	0.20	SQ.M
D2	0.25	X	0.25	X	1	X	2	=	0.13	SQ.M
D3	0.25	X	0.20	X	1	X	4	=	0.20	SQ.M
D4	3.95	X	3.00	X	1	X	1	=	11.85	SQ.M
D5	1.37	X	2.75	X	1	X	2	=	7.54	SQ.M
D6	4.08	X	1.41	X	1	X	1	=	5.75	SQ.M
D7	0.95	X	1.58	X	1	X	1	=	1.50	SQ.M
D8	3.95	X	3.08	X	1	X	1	=	12.17	SQ.M
D9	1.52	X	3.33	X	1	X	1	=	5.06	SQ.M
D10	3.95	X	3.08	X	1	X	1	=	12.17	SQ.M
D11	2.25	X	1.33	X	1	X	1	=	2.99	SQ.M
D12	2.63	X	1.57	X	1	X	1	=	4.13	SQ.M
D13	2.40	X	1.41	X	1	X	1	=	3.38	SQ.M
D14	1.38	X	3.33	X	1	X	1	=	4.60	SQ.M
D15	3.95	X	3.00	X	1	X	1	=	11.85	SQ.M
L	1.90	X	2.60	X	1	X	4	=	19.76	SQ.M
TOTAL DEDUCTIONS								=	257.43	SQ.M
NET AREA	1098.73			-	257.43			=	841.30	SQ.M

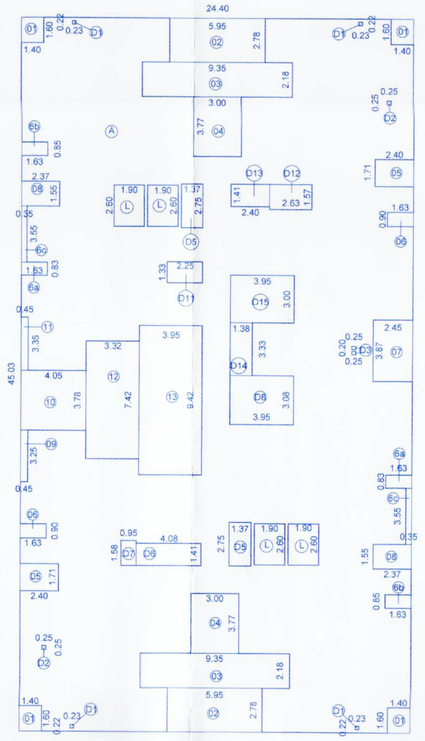

TYPICAL 8TH,13TH & 18TH FLOOR AREA KEY PLAN

AREA CALCULATION FOR D BLDG. TYPICAL 8TH,13TH & 18TH FLOOR

ADDITIONS										
A	24.40	X	45.03	X	1	X	1	=	1098.73	SQ.M
DEDUCTIONS										
1	1.40	X	1.60	X	1	X	4	=	8.96	SQ.M
2	5.95	X	2.78	X	1	X	2	=	33.06	SQ.M
3	9.35	X	2.18	X	1	X	2	=	40.77	SQ.M
4	3.00	X	3.77	X	1	X	2	=	22.62	SQ.M
5	2.40	X	1.71	X	1	X	2	=	8.21	SQ.M
6	1.63	X	0.90	X	1	X	2	=	2.93	SQ.M
6a	1.63	X	0.83	X	1	X	2	=	2.71	SQ.M
6b	1.63	X	0.85	X	1	X	2	=	2.77	SQ.M
6c	0.35	X	3.55	X	1	X	2	=	2.49	SQ.M
7	2.45	X	3.87	X	1	X	1	=	9.48	SQ.M
8	2.37	X	1.55	X	1	X	2	=	7.35	SQ.M
9	0.45	X	3.25	X	1	X	1	=	1.46	SQ.M
10	4.05	X	3.78	X	1	X	1	=	15.31	SQ.M
11	0.45	X	3.35	X	1	X	1	=	1.51	SQ.M
12	3.32	X	7.42	X	1	X	1	=	24.63	SQ.M
13	3.95	X	9.42	X	1	X	1	=	37.21	SQ.M
D1	0.23	X	0.22	X	1	X	4	=	0.20	SQ.M
D2	0.25	X	0.25	X	1	X	2	=	0.13	SQ.M
D3	0.25	X	0.20	X	1	X	2	=	0.10	SQ.M
D4	0.00	X	0.00	X	1	X	1	=	0.00	SQ.M
D5	1.37	X	2.75	X	1	X	2	=	7.54	SQ.M
D6	4.08	X	1.41	X	1	X	1	=	5.75	SQ.M
D7	0.95	X	1.58	X	1	X	1	=	1.50	SQ.M
D8	3.95	X	3.08	X	1	X	1	=	12.17	SQ.M
D9	0.00	X	0.00	X	1	X	1	=	0.00	SQ.M
D10	0.00	X	0.00	X	1	X	1	=	0.00	SQ.M
D11	2.25	X	1.33	X	1	X	1	=	2.99	SQ.M
D12	2.63	X	1.57	X	1	X	1	=	4.13	SQ.M
D13	2.40	X	1.41	X	1	X	1	=	3.38	SQ.M
D14	1.38	X	3.33	X	1	X	1	=	4.60	SQ.M
D15	3.95	X	3.00	X	1	X	1	=	11.85	SQ.M
L	1.90	X	2.60	X	1	X	4	=	19.76	SQ.M
TOTAL DEDUCTIONS								=	295.58	SQ.M
NET AREA	1098.73			-	295.58			=	803.16	SQ.M

REFUGE AREA (D BLDG.)

FLOOR	X	TENEMENTS PER FLOOR	X	PERSON	=	TOTAL NO OF PERSON	X	0.30 SQM PER PERSON		TOTAL
3	X	8	X	5	=	120	X	36.00	=	36.00
		0		0		0		0.00		0.00
ADDITIONAL REFUGE AREA FOR HANDICAPPED PERSON										
FLOOR		TENEMENTS PER FLOOR	X	PERSON	=	TOTAL NO OF PERSON IN BLDG.		Additional Refuge area For every 200 Person = 1 sqm		For per 200 Person = 1 sqm Additional Refuge area
22	X	8	X	5	=	880	=	200	=	4.40
TOTAL REQUIRED REFUGE AREA PER FLOOR										40.40
TOTAL PROPOSED REFUGE AREA PER FLOOR										53.75

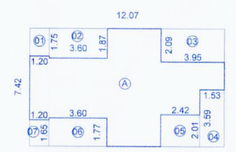

TYPICAL 8TH,13TH & 18TH FLOOR REFUGE AREA KEY PLAN

AREA CALCULATION FOR D BLDG. TYPICAL REFUGE ARA
8TH,13TH & 18TH FLOOR

ADDITIONS										
A	12.07	X	7.42	X	1	X	1	=	89.56	SQ.M
DEDUCTIONS										
1	1.20	X	1.75	X	1	X	1	=	2.10	SQ.M
2	3.60	X	1.87	X	1	X	1	=	6.73	SQ.M
3	3.95	X	2.09	X	1	X	1	=	8.26	SQ.M
4	1.53	X	3.59	X	1	X	1	=	5.49	SQ.M
5	2.42	X	2.01	X	1	X	1	=	4.86	SQ.M
6	3.60	X	1.77	X	1	X	1	=	6.39	SQ.M
7	1.20	X	1.65	X	1	X	1	=	1.98	SQ.M
TOTAL DEDUCTIONS								=	35.81	SQ.M
NET AREA	89.56			-	35.81			=	53.75	SQ.M

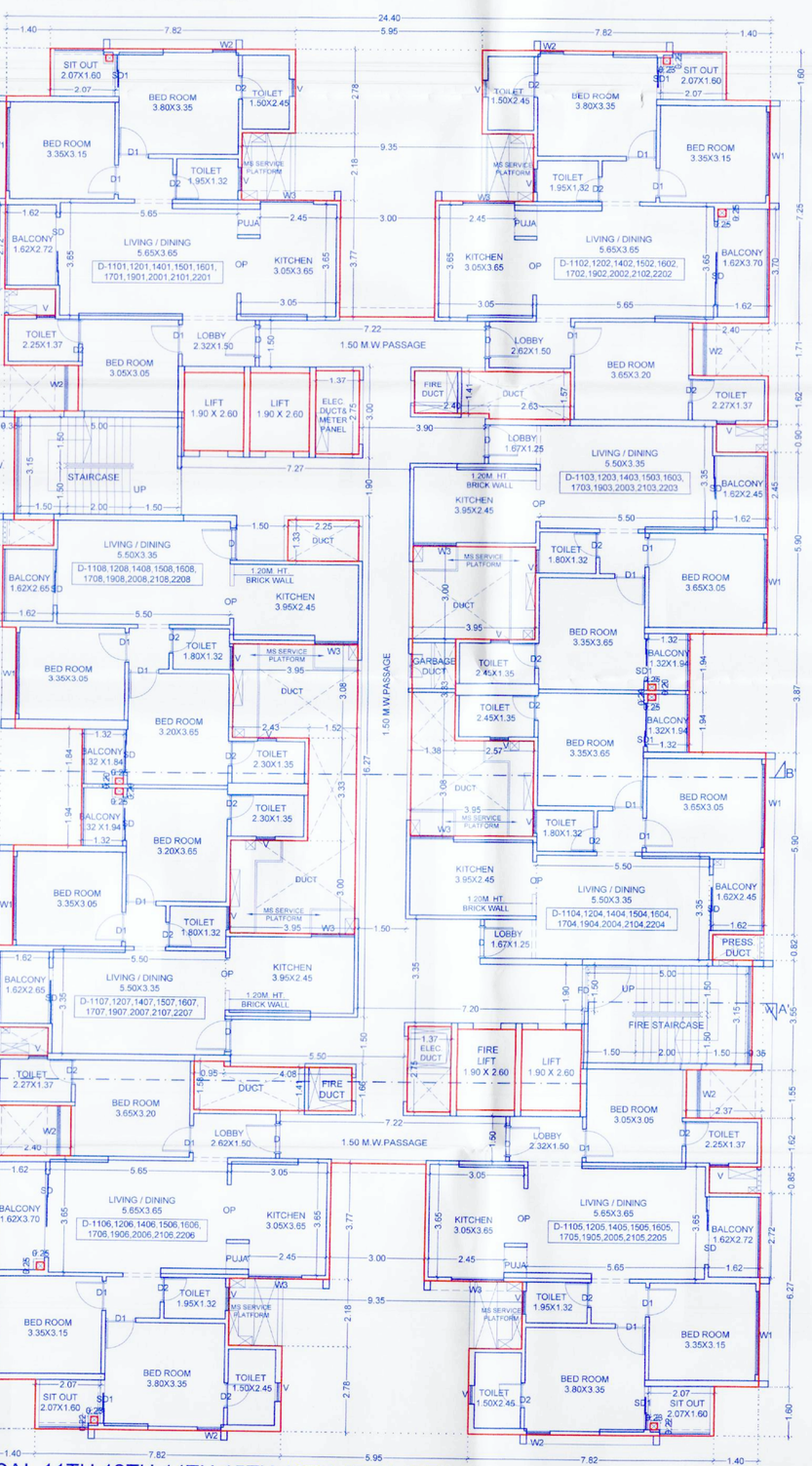

TYPICAL 11TH,12TH,14TH,15TH,16TH,17TH,19TH, 20TH,21ST & 22ND FLOOR PLAN

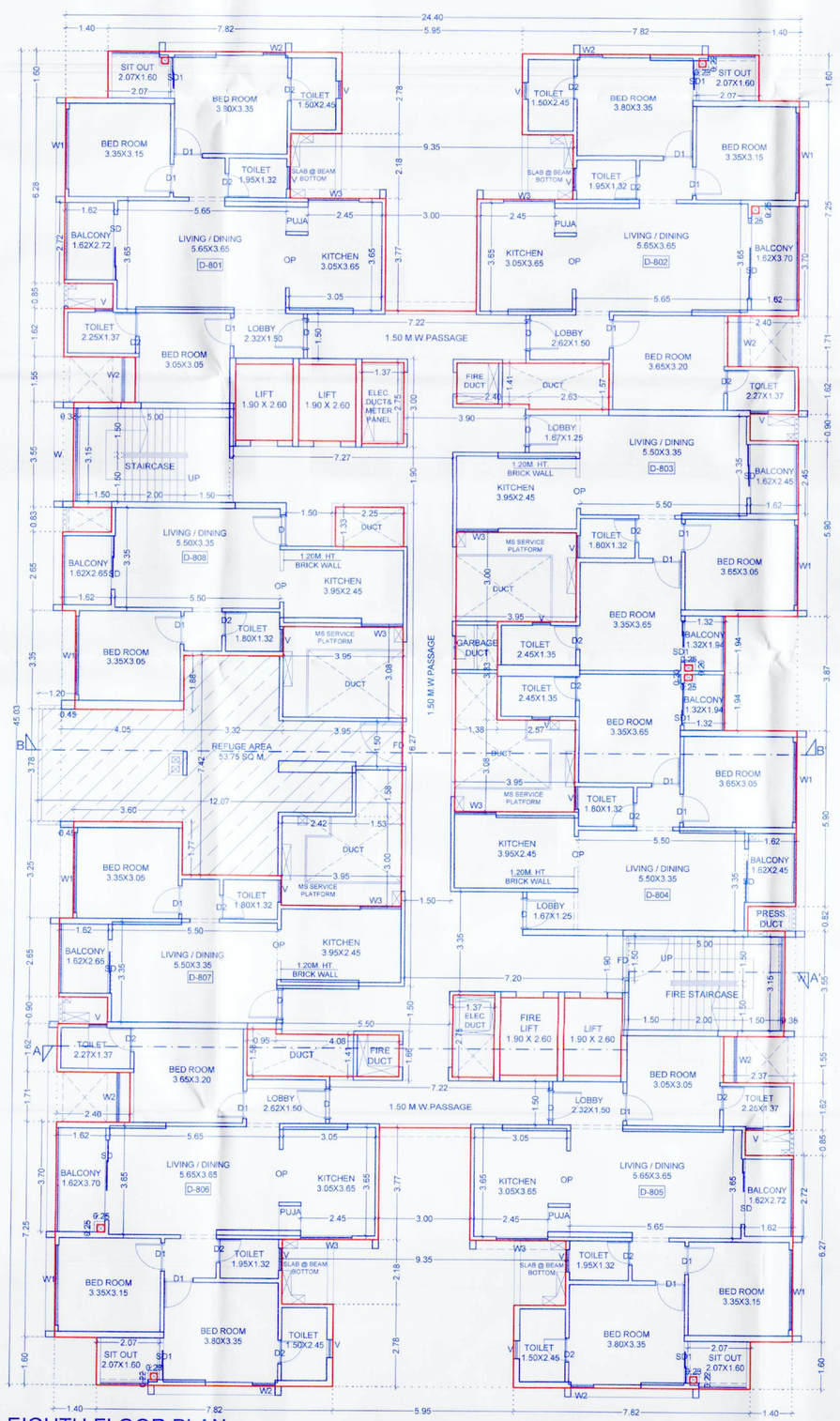

EIGHTH FLOOR PLAN

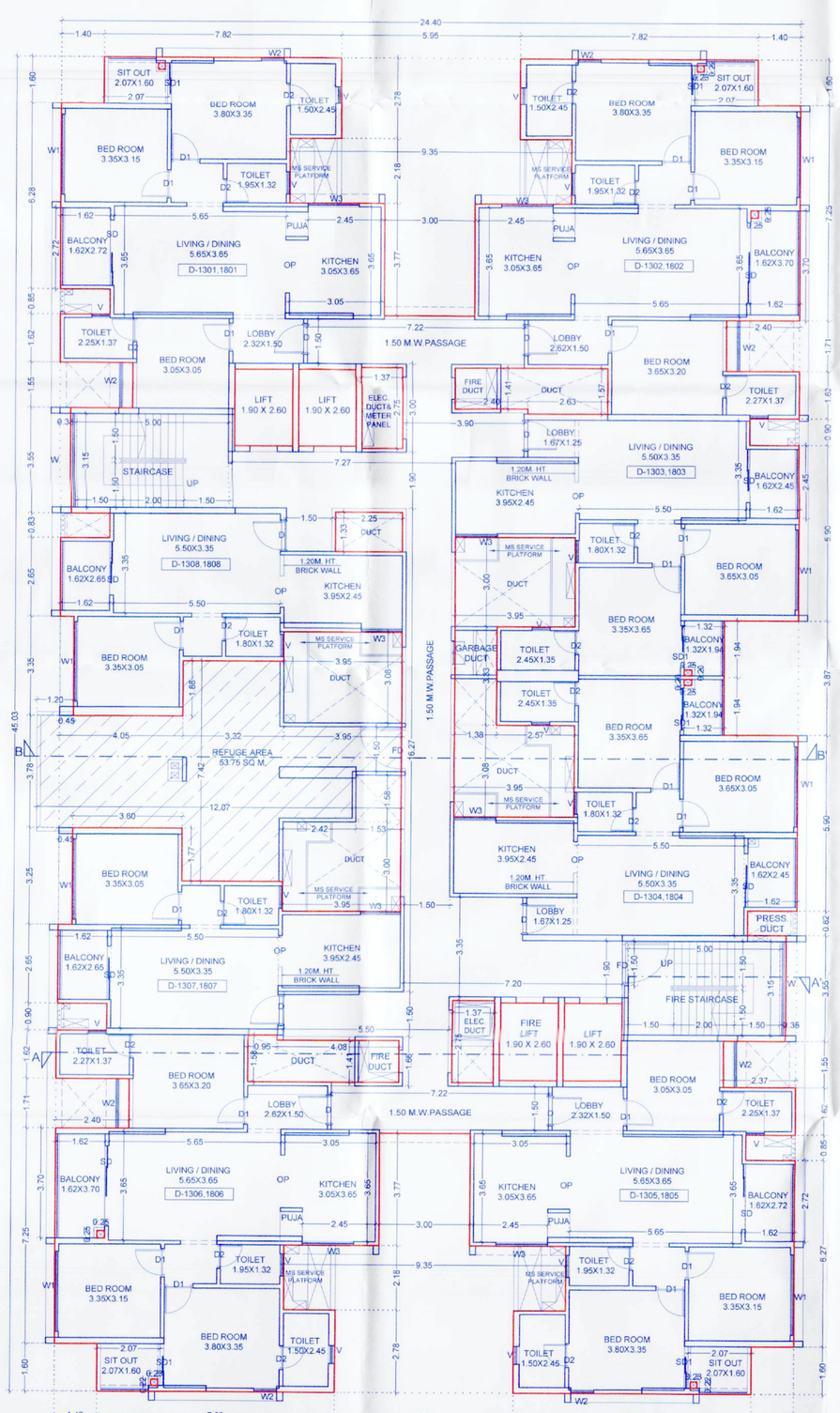

TYPICAL 13TH & 18TH FLOOR PLAN

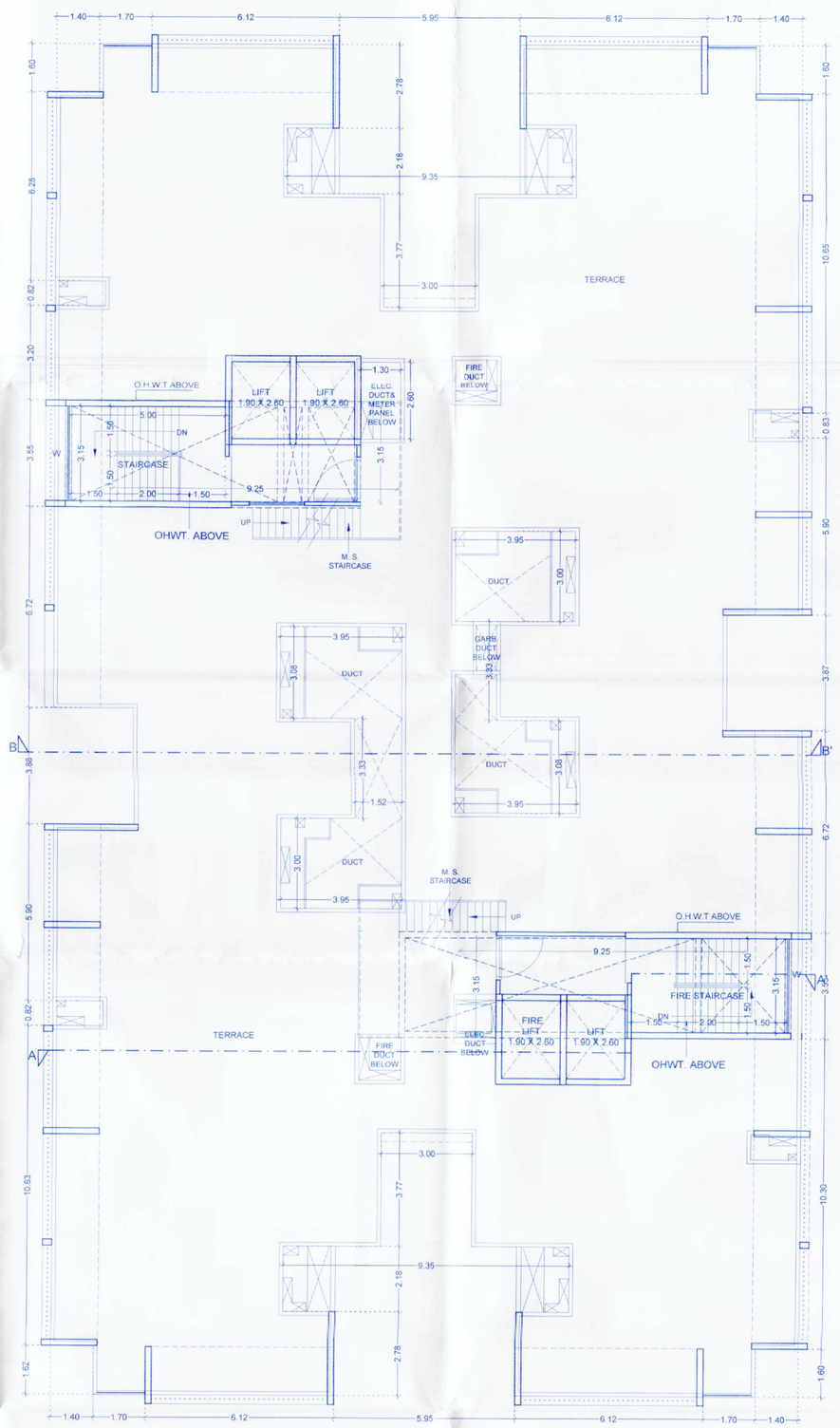

TERRACE FLOOR PLAN

BUILDING: D-BLDG 08/18

STAMP OF APPROVAL

1) BP/TATHAWADE/31/2020 DATE - 27/02/2020
2) BP/TATHAWADE/93/2022 DATE - 21/10/2022
3) BP/TATHAWADE/56/2023 DATE - 31/03/2023
4) BP/TATHAWADE/95/2023 DATE - 25/10/2023

Sanctioned No. B.P/Tathawade/81/2025
Subject to conditions mentioned in the Office Order No.
given dated 04/03/2025
Pimpri
Date : 04/03/2025

O. C. Signed by
City Engineer

for City Engineer
Building Permission Dept.
PCMC., Pimpri, Pune-18.

DESCRIPTION OF PROPOSAL

PROPOSED RESIDENTIAL & COMMERCIAL SCHEME AT SURVEY NO.- 84/1A,84/2A,84/3A,85/1,85/2 PLOT-1

I the owner/P.A./ Architect/Engineer/Structural Engineer/Site Supervisor/Land owner/Developer/Contractor of the same to hereby undertake that I have read and studied the drawings along with documents for submission and the area as per my (Owner) instructions and information given to the Architect

OWNER / P.O.H.

M/S OPAL PROPERTIES THROUGH PARTNER MR. SANJAY HARISH MIRCHANDANI
THROUGH PARTNER M/S. ASTITIN PALMS LLP. THROUGH PARTNER
MR. RAJIV JAYANTILAL SHAH

MR. VIJAY MEHTA

SHRIRAM AGARWAL ARCHITECTS PVT. LTD.
Architects Town Planners Interior Designers Project Management Consultants
Address Street / Sq. / Locality Nagar Road Wadgaon Sheri, Pune - 411014
Tel / Fax : 020 - 26616 - 26617 / 26618 Email : 5 YEAR
Web : www.sakalcraft.com Email : sakalcraft@gmail.com

SANKALP Architects

IRWD/WDB/TAT/PRB/52001/23D

INWARD NO.		DATE	13 NOV, 2024.	Scale	Date	Drawn	Chkd.	NORTH
KEY NO.		SHEET NO.		1:100	13/11/2024	HRISHIKESH	SHEKHAR	