BUILDING: B (RESIDENTIAL)

STAMP OF APPROVAL

Sanctioned No. B.P. Dudulgaon/35/2023
Subject to conditions mentioned in the
Office Order No.
Given dated 23/06/2023
Pimpri
Date 23/06/2023

Executive Engineer
Building Permission Department
Pimpri Chinchwad Municipal Corporation
Pimpri-17

City Engineer
Building Permission Dept.
PCMC, Pimpri, Pune-18.

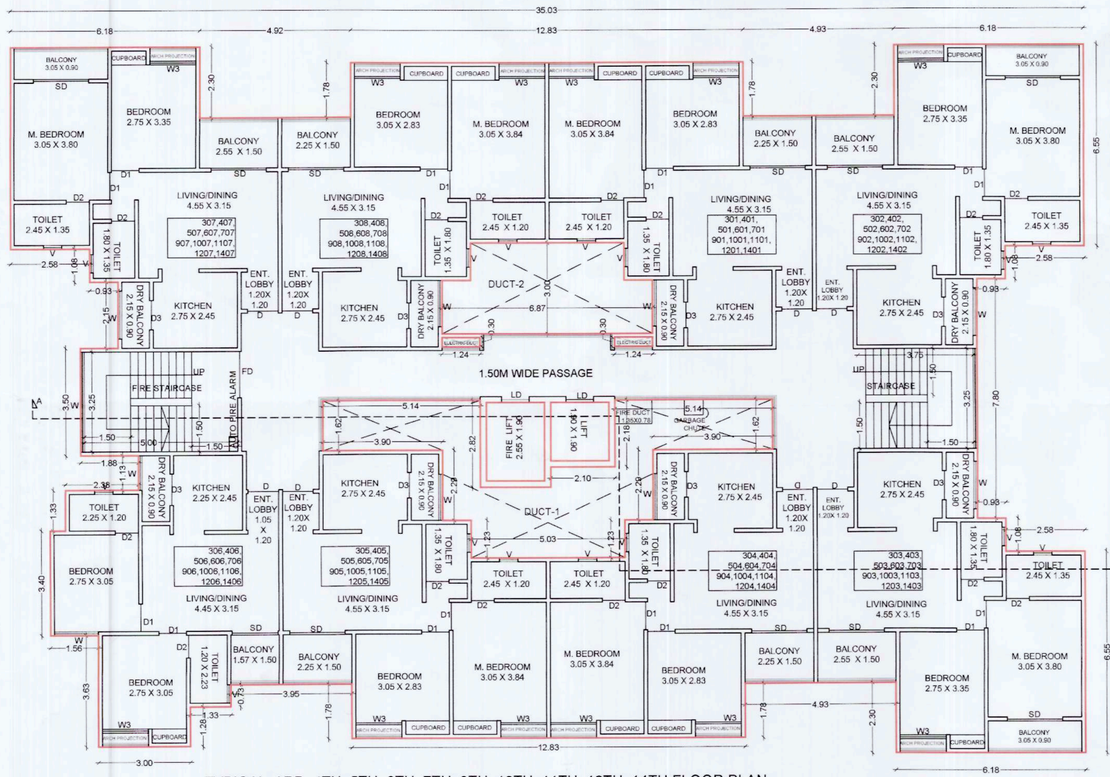

TYPICAL 3RD, 4TH, 5TH, 6TH, 7TH, 9TH, 10TH, 11TH, 12TH, 14TH FLOOR PLAN

(SCALE-1:100)

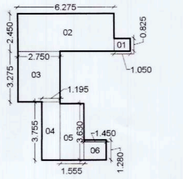

REFUSE AREA KEY PLAN

SCALE 1:200

REFUGE AREA CALCULATION						
SR.NO	L	X	B		AREA	UNIT
1	1.050	X	0.825	=	0.866	SQ.MT
2	6.275	X	2.450	=	15.374	SQ.MT
3	2.750	X	3.275	=	9.006	SQ.MT
4	3.755	X	1.195	=	4.487	SQ.MT
5	1.555	X	3.630	=	5.645	SQ.MT
6	1.450	X	1.280	=	1.856	SQ.MT
					37.23	SQ.MT

DUCT 1						
SR.NO	L	X	B		AREA	UNIT
1	5.135	X	1.625	=	8.34	SQ.MT
2	1.238	X	1.200	=	1.49	SQ.MT
3	6.875	X	1.080	=	7.43	SQ.MT
4	5.025	X	1.225	=	6.16	SQ.MT
5	3.340	X	0.648	=	2.16	SQ.MT
6	1.238	X	2.177	=	2.70	SQ.MT
7	3.900	X	1.625	=	6.34	SQ.MT
					34.608	

DUCT 2						
SR.NO	L	X	B		AREA	UNIT
1	0.925	X	1.730	=	1.60	SQ.MT
2	5.025	X	2.955	=	14.85	SQ.MT
3	0.925	X	1.730	=	1.60	SQ.MT
					18.040	

DEDUCTIONS- 3						
SR.NO	L	X	B		AREA	UNIT
1	4.925	X	2.300	=	11.33	SQ.MT
2	12.825	X	0.525	=	6.73	SQ.MT
3	3.945	X	2.300	=	9.07	SQ.MT
4	4.325	X	0.295	=	1.28	SQ.MT
TOTAL					28.410	SQ.MT

DEDUCTIONS - 04						
SR.NO	L	X	B		AREA	UNIT
1	2.575	X	1.075	=	2.77	SQ.MT
2	3.500	X	2.150	=	7.53	SQ.MT
3	2.275	X	3.375	=	7.68	SQ.MT
4	1.275	X	5.975	=	7.62	SQ.MT
5	2.830	X	3.925	=	11.11	SQ.MT
					36.697	

DEDUCTIONS-1						
SR.NO	L	X	B		AREA	UNIT
1	4.925	X	2.300	=	11.33	SQ.MT
2	12.825	X	0.525	=	6.73	SQ.MT
3	4.925	X	2.300	=	11.33	SQ.MT
					29.388	

DEDUCTIONS-2						
SR.NO	L	X	B		AREA	UNIT
1	0.925	X	7.800	=	7.22	SQ.MT
2	9.950	X	2.575	=	25.62	SQ.MT
					32.836	

BUILT UP AREA OF REFUGE FLOOR						
SR.NO	L	X	B		AREA	UNIT
1	35.025	X	23.050	=	807.33	SQ.MT
DEDUCTIONS						
SR.NO	NAME		QTY		AREA	
1	DEDUCTION-1		1.000	29.388	29.38	SQ.MT
2	DEDUCTION-2		1.000	52.836	52.83	SQ.MT
3	DEDUCTION-3		1.000	28.410	28.41	SQ.MT
4	DEDUCTION-4		1.000	36.697	36.70	SQ.MT
5	DUCT-1		1.000	34.568	34.57	SQ.MT
6	DUCT-2		1.000	18.049	18.05	SQ.MT
8	L1	1.900	2.550	4.845	4.845	SQ.MT
9	L2	1.900	1.900	3.610	3.610	SQ.MT
10	D1	1.235	0.300	0.371	0.371	SQ.MT
11	D2	1.235	0.300	0.371	0.371	SQ.MT
12	REFUGE AREA				37.230	
					226.36	SQ.MT
	TOTAL BUILT UP AREA				580.97	

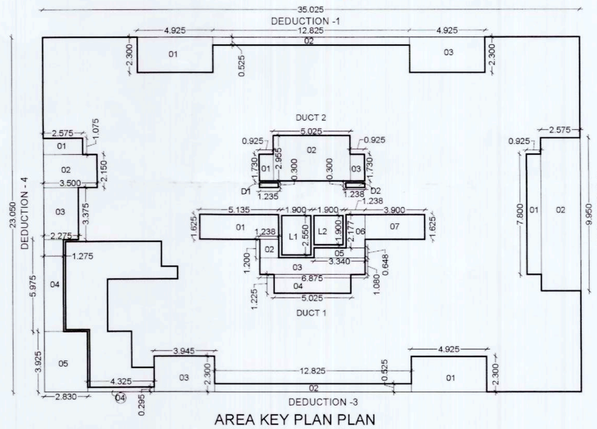

AREA KEY PLAN PLAN

8th & 13th FLOOR

SCALE 1:200

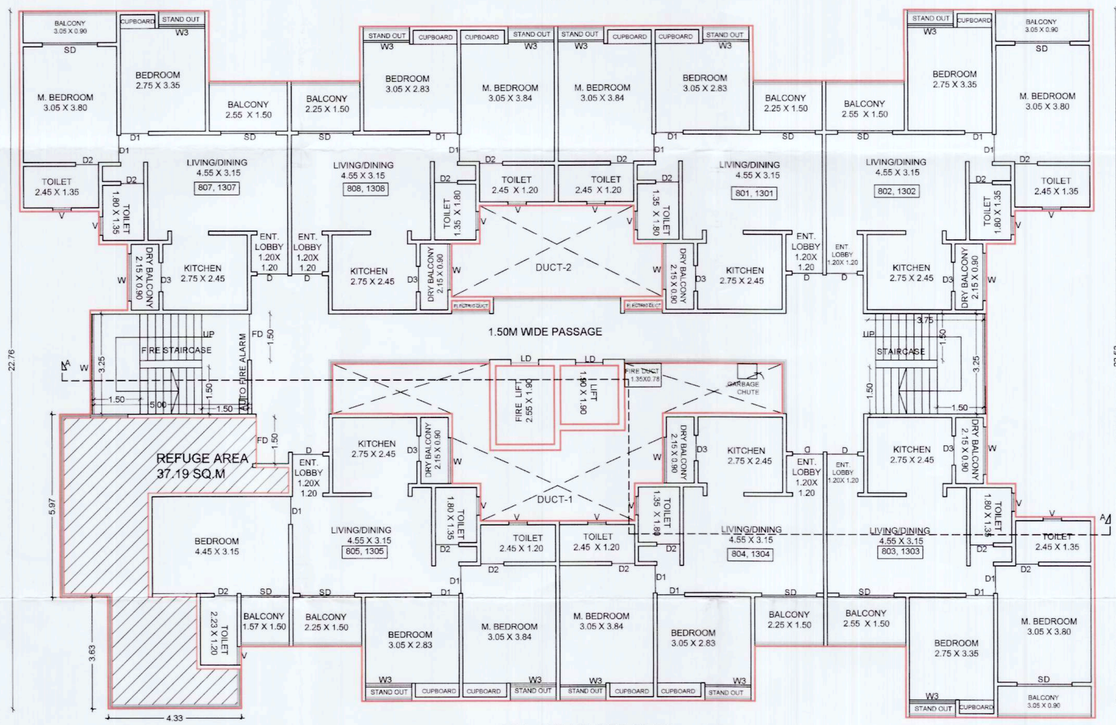

8TH, 13TH FLOOR PLAN

(SCALE-1:100)

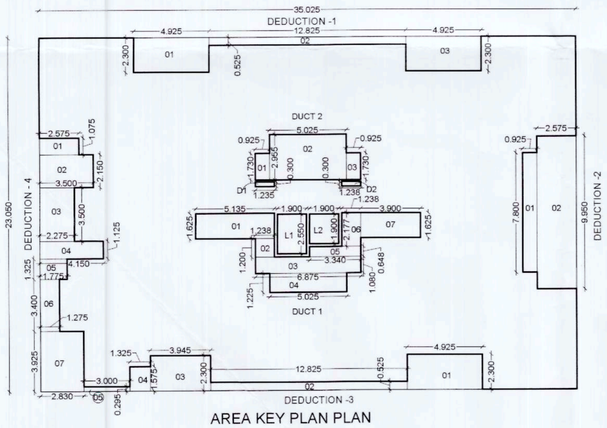

AREA KEY PLAN PLAN

TYPICAL 1ST, 2ND, 3RD, 4TH, 5TH, 6TH, 7TH, 9TH, 10TH, 11TH, 12TH, 14TH FLOOR PLAN

SCALE 1:200

BUILT UP AREA OF TYPICAL FLOOR						
SR.NO	L	X	B		AREA	UNIT
1	35.025	X	23.050	=	807.33	SQ.MT
DEDUCTIONS						
SR.NO	NAME		QTY		AREA	
1	DEDUCTION-1		1.000	29.388	29.37	SQ.MT
2	DEDUCTION-2		1.000	32.836	32.83	SQ.MT
3	DEDUCTION-3		1.000	30.106	30.11	SQ.MT
4	DEDUCTION-4		1.000	40.719	40.72	SQ.MT
5	DUCT-1		1.000	34.608	34.61	SQ.MT
6	DUCT-2		1.000	18.049	18.05	SQ.MT
8	L1	1.900	2.550	4.845	4.845	SQ.MT
9	L2	1.900	1.900	3.610	3.610	SQ.MT
10	D1	1.235	0.300	0.371	0.371	SQ.MT
11	D2	1.235	0.300	0.371	0.371	SQ.MT
					194.88	SQ.MT
TOTAL BUILT UP AREA					612.45	

DEDUCTIONS-1						
SR.NO	L	X	B		AREA	UNIT
1	4.925	X	2.300	=	11.33	SQ.MT
2	12.825	X	0.525	=	6.73	SQ.MT
3	4.925	X	2.300	=	11.33	SQ.MT
					29.388	

DEDUCTIONS- 3						
SR.NO	L	X	B		AREA	UNIT
1	4.925	X	2.300	=	11.33	SQ.MT
2	12.825	X	0.525	=	6.73	SQ.MT
3	3.945	X	2.300	=	9.07	SQ.MT
4	1.325	X	1.575	=	2.09	SQ.MT
5	3.000	X	0.295	=	0.89	SQ.MT
					30.106	

DUCT 1						
SR.NO	L	X	B		AREA	UNIT
1	5.135	X	1.625	=	8.34	SQ.MT
2	1.238	X	1.200	=	1.49	SQ.MT
3	6.875	X	1.080	=	7.43	SQ.MT
4	5.025	X	1.225	=	6.16	SQ.MT
5	3.340	X	0.648	=	2.16	SQ.MT
6	1.238	X	2.177	=	2.70	SQ.MT
7	3.900	X	1.625	=	6.34	SQ.MT
					34.608	

DEDUCTIONS-2						
SR.NO	L	X	B		AREA	UNIT
1	0.925	X	7.800	=	7.22	SQ.MT
2	9.950	X	2.575	=	25.62	SQ.MT
					32.836	

DEDUCTIONS - 04						
SR.NO	L	X	B		AREA	UNIT
1	2.575	X	1.075	=	2.77	SQ.MT
2	3.500	X	2.150	=	7.53	SQ.MT
3	2.275	X	3.500	=	7.96	SQ.MT
4	4.150	X	1.125	=	4.67	SQ.MT
5	1.775	X	1.325	=	2.35	SQ.MT
6	1.275	X	3.400	=	4.34	SQ.MT
7	2.830	X	3.925	=	11.11	SQ.MT
					40.715	

DUCT 2						
SR.NO	L	X	B		AREA	UNIT
1	0.925	X	1.730	=	1.60	SQ.MT
2	5.025	X	2.955	=	14.85	SQ.MT
3	0.925	X	1.730	=	1.60	SQ.MT
					18.049	

Bldg. B (8TH & 13TH FLOOR)
3 consecutive floor =
24 ten X 5 person/ TEN. = 120 persons
120 X 0.30 sq.m. per person =36.00sq.m.
Required Refuse Area = 36 X 2
= 72.00 sq.m.
CONSIDER AREA FOR HANDICAFT 2.5%
= 72 X 2.5%= 1.80 SQ.M
Required Refuse Area = 72 +1.80=73.80 sq.m.
Proposed Refuse Area = 37.23 X 2
= 74.46 sq.m.

अट क्र.४२ - सि.सि.म.न.पा.च्याविकास नियंत्रण नियमावलीतील नमुद क्र. ९.२०.२ (b) नुसार ३०.०० मी. उंचीच्या जास्त उंचीच्या इमारतीसाठी Mechanical Ventilation यंत्रणा बसविणे व कार्यान्वित ठेवणेची बाब विकासक यांचेवर बंधनकारक आहे.
अट क्र.४३- भारतीय मानक IS.2309.1989 रीती संहितेनुसार ३०.०० मी. व त्यापेक्षा उंचीच्या इमारतीत इंस्टिपसन संरक्षण करण्यासाठी इमारतीवर Lightning Arrester बसविणे बंधनकारक आहे.
अट क्र.४४ सर्वसमावेशक अग्नि एकत्रित नियंत्रण व प्रसारण नियमावली (UDCPR) नियमावली क्र. ९.११.२(b) प्रमाणे डेसमेट क्षेत्रफळा २.५% पेक्षा कमी व्हेंटिलेशन असल्यामुळे मेकॅनिकल व्हेंटिलेशन एक्झास्ट फॅन बसविणे व कार्यान्वित ठेवणे विकासक यांचेवर बंधनकारक आहे.

अट क्र.१ - सदरचे बांधकाम हे नियंत्रीत क्षेत्रात (निळ्या व लाल रेषेमधील क्षेत्र) येथे असल्याने बांधकामासाठीचा रहिवास वापराची पातळी ही नियंत्रीत रेषेला (लाल तलांक) तलांक - ५६९.००मी. पेक्षा ०.५ मी. ने वर म्हणजेच तलांक ५६९.५० मी. ठेवणे बंधनकारक आहे.

OWNER'S NAME: M/s. Mangalam Buildcorp through partner Mr.Subhash Sakore & other3

OWNER'S SIGN:

PROJECT:
SURVEY NO : Gat No. 234(P), 236(P)
HISSA NO :
PLOT NO :
CTS NO :
DESCRIPTION : REGULAR TRACK, VILLAGE - DUDULGAON

ARCHITECT: DATIR PATIL ASSOCIATEE

ARCHITECT'S SIGN:

Datir-Patil Associatee
ARCHITECT ○ ENGINEER ○ INTERIOR
ADD- Office no -1, 1st floor, latika kalbhor Bldg , Akurdi ,Pune-35
www.datirrassociate.com datirpatilassociatee@gmail.com
Mob-9850265438, 9860034349 Office Mob -7721075999

JOB NO.	DRG.NO.	SCALE	DRAWN BY	CHECKED BY
		1:100		
INWARD NO.		DATE	06/06/2023	
KEY NO.		SHEET NO.	7 / 26	