FIRST / PARKING 2 PROPOSED PARKING	
CAR	N0
REGULAR (C)	9
SMALL (SC)	23
TOTAL	32
SCOOTER (S)	18

PROPOSED PARKING = EV CHARGING FACILITY				
NO	FLOOR	TOTAL CARS	EV CHARGING FACILITY 20% AC	EV CHARGING FACILITY 10% DC
1	PARKING 2	32	6	4

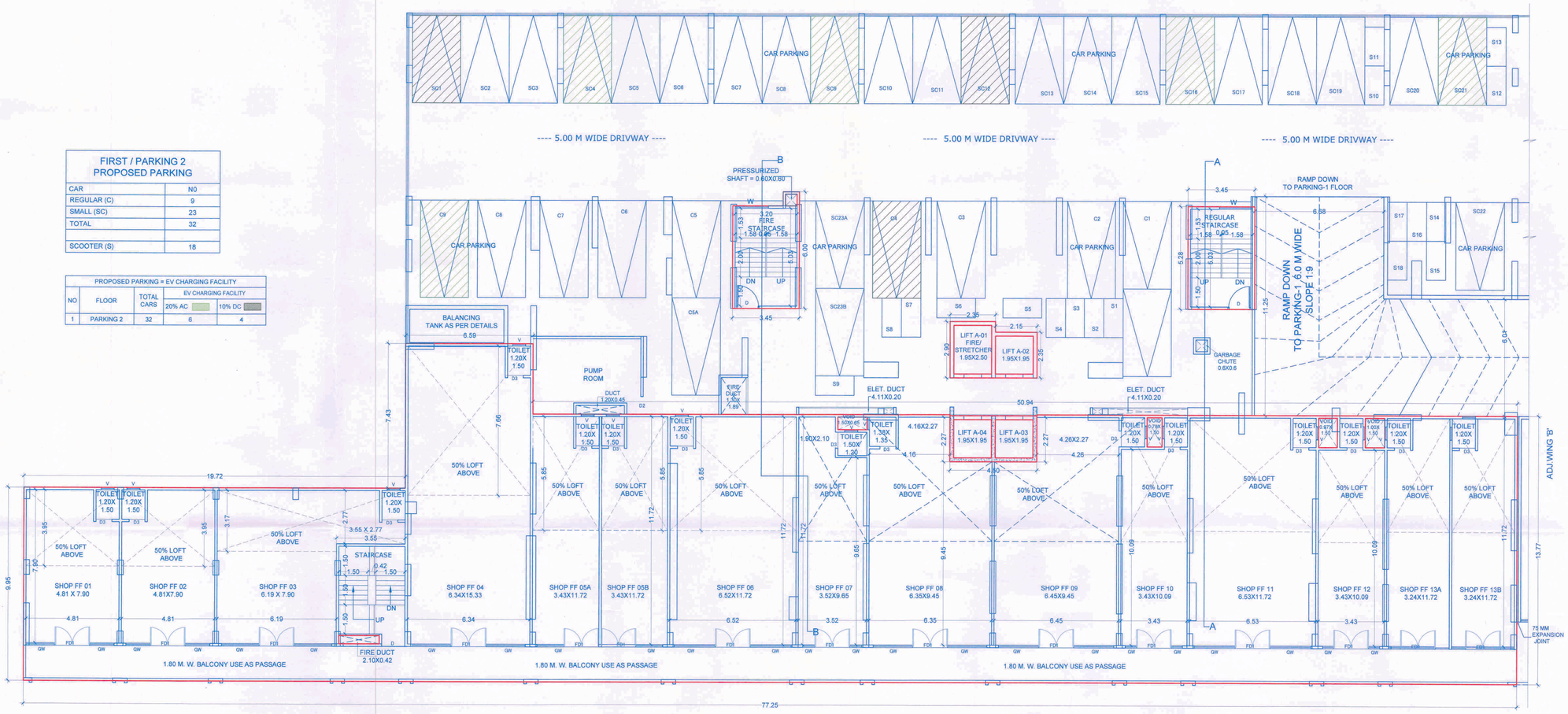

FIRST / PARKING 2 FLOOR PLAN
(SCALE 1:100)

NOTE- Artificial Light And Mechnical Ventilation

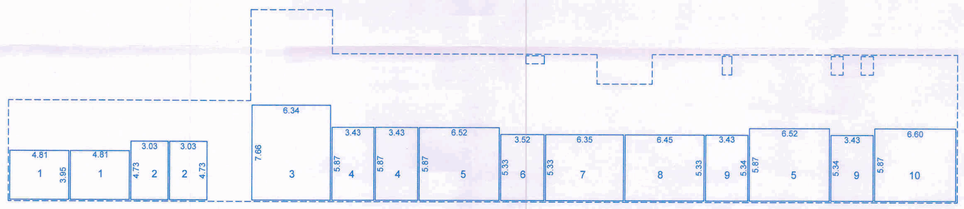

MEZZANINE FLOOR COMMERCIAL AREA KEY PLAN
(SCALE 1:200)

MEZZANINE FLOOR-COMMERCIAL P-LINE AREA CALCULATION							
ADDITIONS							IN SQ.M
AREA OF GROUND FLOOR						=	856.09
TOTAL						=	856.09
STANDARD DEDUCTIONS							
1	4.81	X	3.95	X	2	=	38.00
2	3.03	X	4.73	X	2	=	28.66
3	6.34	X	7.66	X	1	=	48.56
4	3.43	X	5.87	X	2	=	40.27
5	6.52	X	5.87	X	2	=	76.54
6	3.52	X	5.33	X	1	=	18.76
7	6.35	X	5.33	X	1	=	33.85
8	6.45	X	5.33	X	1	=	34.38
9	3.43	X	5.34	X	2	=	36.63
10	6.60	X	5.87	X	1	=	38.74
TOTAL						=	394.40
NET P-LINE AREA							
=	856.09	-	394.40			=	461.69

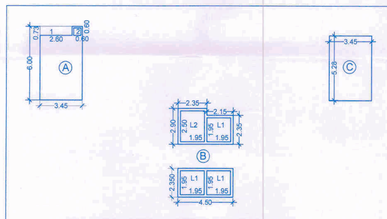

MEZZANINE / FIRST FLOOR RESIDENTIAL AREA KEY PLAN
(SCALE 1:200)

MEZZANINE & 1ST FLOOR RESIDENTIAL P-LINE AREA CALCULATION							
ADDITIONS							
A	3.45	X	6.00	X	1	=	20.70
B	2.150	X	2.350	X	1	=	5.05
	2.350	X	2.900	X	1	=	6.82
	4.500	X	2.350	X	1	=	10.58
C	3.45	X	5.280	X	1	=	18.22
TOTAL						=	61.3585
STANDARD DEDUCTIONS							
1	2.60	X	0.73	X	1	=	1.90
2	0.60	X	0.60	X	1	=	0.36
L1	1.95	X	1.95	X	3	=	11.41
L2	1.95	X	2.50	X	1	=	4.88
TOTAL						=	18.54
NET P-LINE AREA							
=	61.36	-	18.54			=	42.82



FIRST FLOOR COMMERCIAL AREA KEY PLAN
(SCALE 1:200)

FIRST FLOOR-COMMERCIAL P-LINE AREA CALCULATION							
ADDITIONS							
BLOCK A	77.25	X	17.37	X	1	=	1341.83
TOTAL						=	1341.83
STANDARD DEDUCTIONS							
1	19.72	X	7.42	X	1	=	146.32
2	50.94	X	3.60	X	1	=	183.38
3	1.50	X	0.65	X	1	=	0.98
4	4.50	X	2.40	X	1	=	10.80
5	0.78	X	1.50	X	1	=	1.17
6	0.97	X	1.50	X	1	=	1.46
7	1.00	X	1.50	X	1	=	1.50
8	2.10	X	0.42	X	1	=	0.88
TOTAL						=	346.49
NET P-LINE AREA							
=	1341.83	-	346.49			=	995.34

MEZZANINE / PARKING 1 PROPOSED PARKING	
CAR	N0
REGULAR (C)	8
SMALL (SC)	22
TOTAL	30
SCOOTER (S)	24

PROPOSED PARKING = EV CHARGING FACILITY				
NO	FLOOR	TOTAL CARS	EV CHARGING FACILITY 20% AC	EV CHARGING FACILITY 10% DC
1	PARKING 1	30	9	4

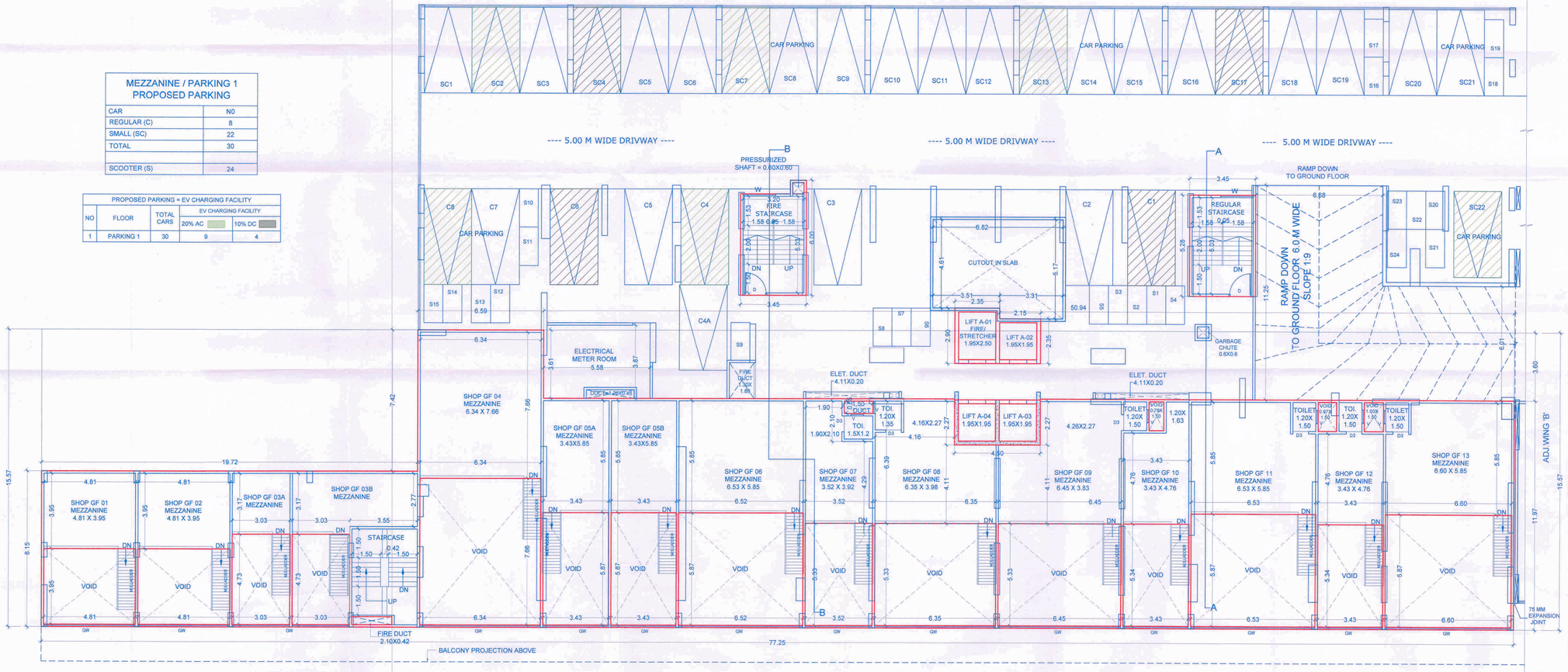

MEZZANINE / PARKING 1 FLOOR PLAN
(SCALE 1:100)

NOTE- Artificial Light And Mechnical Ventilation

STAMP OF APPROVAL

4 / 15

WING `A'

PREVIOUSLY SANCTIONED NO. B.P.- TATHWADE- 37 -2024, DATED- 29.3.2024
PREVIOUSLY SANCTIONED NO. B.P.- TATHWADE- 35 -2025, DATED- 29.3.2025

Sanctioned No. B.P/Tathawade/20/2026
Subject to conditions mentioned in the Office Order No.
aven dated 27/02/2026
Pimpri
Date : 27/02/2026

O. C. Signed by
City Engineer

For City Engineer
Building Permission Dept.
PCMC., Pimpri, Pune-18.

DOOR WINDOW SCHEDULE							
DOOR SCHEDULE				DOOR SCHEDULE			
TYPE	SIZE			TYPE	SIZE		
D	1.20	X	2.385	W	2.600	X	1.935
D1	1.12	X	2.385	W1	2.450	X	1.935
D2	0.97	X	2.385	W2	2.295	X	1.935
D3	0.92	X	2.385	W3	1.870	X	1.935
D4	0.82	X	2.385	W4	1.705	X	1.935
D5	1.02	X	2.385	W5	1.630	X	1.935
OP	1.94	X	2.385	W6	1.525	X	1.435
OP1	1.79	X	2.385	W7	2.430	X	1.935
OP2	1.23	X	2.385	W8	1.370	X	1.935
OP3	1.19	X	2.385	W9	1.200	X	1.435
OP4	1.10	X	2.385	V	0.670	X	1.935
OP5	1.078	X	2.385	V1	0.670	X	0.95
SD1	2.43	X	2.385	V2	0.650	X	1.935
SD2	2.13	X	2.385				

*This drawing is the property and copyright of Milind Patil Architect. It shall not be copied or reproduced in any manner whatsoever and shall be used only for the job for which it is issued. Authenticity of all original documents & true copies of documents is not certified by the architect. The drawings be scaled or data from drawings & information printed/submitted is given by the Client/Contract A.H. the placement & geometry of documents produced is sole responsibility of Client/Contract P.A.H.. the liability of architect is limited to purely architectural assignments only.
*The Contractor shall be responsible for all structural stability of the structure during construction, structural design and structural stability, shuttering and its stability during construction, electrical , plumbing, sanitation, landscaping works and other services etc. and works for which drawings and details are not prepared by the certificate.
* For structural details refer r.c.c. consultants drawing.
* Do not scale drawings. Use figured dimensions only.
* Amendments to the plans, if any, or the work to be carried out at site during construction shall be informed to the architect in advance.
* Contractor is solely responsible for use of materials (type & grade) & their safety.
* The Client/Owner shall be responsible for obtaining all statutory approvals, permissions, permissions such as N.A. permission, permission to excavate, permission to dispose off the excavated material, etc. from appropriate authorities before commencement of work.
*Proper arrangement shall be done during construction for the Client/ Owner/ P.A.H. to ensure the safety of all structures, adjoining buildings, persons entering in adjoining building, pictures and properties on adjoining road, compound renders, land campus and professionals at site, temporary structures, scaffolding, shuttering, stocking material etc.
*Architect shall not be responsible for any work done without his/her supervision.
*Architect shall not be responsible for any accident occurring due to construction of elements of buildings not designed by the architect.
*Architect shall not be responsible for any damages caused in deviation of sanctioned plans, and done alone (AHP without obtaining prior) cracking certificate, unauthorized use of premises without obtaining occupancy certificate & any type of overtime charged by sanctioning authorities.

LAND OWNER (AS PER 7/12 OR P.R.C.)

MRS. SUNITA SANDEEP NEWALE

POWER OF ATTORNEY HOLDER

Mr. SANDEEP GOYAL

CLIENT/FIRM'S NAME

M/S SANIL CONSTRUCTION LLP through
Mr. SANDEEP GOYAL

CONTENTS

FLOOR PLANS & AREA CALCULATIONS

LIST OF CONSULTANTS

DESIGN ARCHITECT - SPACE CRAFT ASSOCIATES
STRUCTURAL - DNA CONSULTANTS
MEP - SKYLINE MEP
LANDSCAPE - SPACE CRAFT ASSOCIATES

PROJECT (REVISE PROPOSAL)

PROPOSED LAYOUT OF BUILDING AT S.NO. 63 / 10 (P) ,TATHAWADE,PUNE.

REVISION	DEALT	DATE
R2 WITH TDR	SHARMILA	31.01.2026
R1 WITH TDR	SHARMILA	19.02.2025

SIGN., ADDRESS OF THE OWNER-S/POWER OF ATTORNEY HOLDER/S

This municipal drawing is prepared from the instructions, information, specifications, papers and legal documents etc. given by me/us and the authenticity and validity of the same is my/our responsibility. I/we the undersigned, the owner-s and/or power of attorney holder-s have read & studied all the documents, forms and all the drawings along with documents for submission and they are as per my/our instructions & information given to the Architect.

Name/s: M/S SANIL CONSTRUCTION LLP through
Mr. SANDEEP GOYAL
Sign
Address:

CONSULTANTS

LAXMAN THITE AOP
1st FLOOR SITA PARK,18, SHIVAJINAGAR, PUNE-411005
TEL , 2553671/4/2553610/9

LIAISONING ARCHITECT

ARCHITECT MILIND PATIL
CA/89/12285
1ST FLOOR,SITA PARK,18, SHIVAJINAGAR,PUNE-411005
TEL .0020253367 14 / 2553610/9

Job no.	Drg. no.	Scale	Rev. no.	Date	Dealt	Checked
1643	M-3	1:100	R-0	17.02.2024	SHARMILA	M.R.P

Z:\JOBS\1643\MD\BUILDING\R2\R2 LAYOUT.dwg