F.S.I. STATEMENT [WING - A]

FLOOR	RESI.AREA	TENA.	LIFT AREA	FIRE LIFT AREA	REFUGE AREA	FLOORS & BLDG HEIGHT
FIRST FL.	532.47	05				
SECOND FL.	542.51	05				
THIRD FL.	542.51	05				
FOURTH FL.	542.51	05				
FIFTH FL.	542.51	05				
SIXTH FL.	542.51	05				B.P.+L.P.+U.P. +14 FLOORS
SEVENTH FL.	542.51	05				
REFUGE FL. EIGHTH FL.	542.51	05	4.97	4.97	28.91	BLDG. HEIGHT =44.95M
NINTH FL.	542.51	05				
TENTH FL.	542.51	05				
ELEVENTH FL.	542.51	05				
TWELFTH FL.	542.51	05				
REFUGE FL. THIRTEENTH FL.	551.32	05			28.91	
FOURTEETH FL.	480.38	03				
TOTAL	**7531.78**	68	4.97	4.97	57.82	

PARKING AREA STATEMENT

PARKING REQUIRED	CAR	SCOOTER
ABOVE 150.00 SQ.M. 01 TENA.	02	01
80.00 TO 150.00 SQ.M. 01 TENA.	01	01
40.00 TO 80.00 SQ.M. 02 TENA.	01	02

PARKING REQUIRED	CAR	SCOOTER
ABOVE 150.00 SQ.M. 02 TENA.	04	02
80.00 TO 150.00 SQ.M. 24 TENA.	24	24
40.00 TO 80.00 SQ.M. 42 TENA.	21	42
TOTAL	49	68
VISITOR'S PARKING 5%	03	04
TOTAL	52	72

PARKING AREA STATEMENT

	AREA REQUIRED	AREA PROPOSED
CAR	52 NOS. X 12.50 SQ.M	650.00 SQ.M.
SCOOTER	72 NOS. X 2.00 SQ.M	144.00 SQ.M.
TOTAL		794.00 SQ.M.

WATER CALCULATION

NO. OF TENAMENTS = 68

5 PERSONS / PER TENAMENTS

O.H.W.T. CAP =

= 68 X 5 X 135 = 45,900.00 LTRS.

SAY = 46,000.00 LTRS.

ADD:-FIRE FIGHTING = 20,000.00 LTRS.

U.G.W.T. CAP =

46,000.00 X 1.5 = 69,000.00 LTRS.

ADD:-FIRE FIGHTING = 75,000.00 LTRS.

LIFT 2.55X1.95

LIFT AREA : 1.95 X 2.55 = 4.97 SQ.M.

FIRE LIFT 2.55X1.95

FIRE LIFT AREA : 1.95 X 2.55 = 4.97 SQ.M.

A WING | 02/10

Revised Date: 1/08/2025

APPROVED SUBJECT TO CONDITION

APPROVED UNDER COMMENCEMENT CERTIFICATE NO. CC/1651/25

Building Inspector (Jr.Engg./Sect.Engg.) — Deputy Engineer

BUILDING PERMISSION DEPT. ZONE-2, P.M.C.

PUNE MUNICIPAL CORPORATION BUILDING CONTROL DEPARTMENT APPROVED PUNE

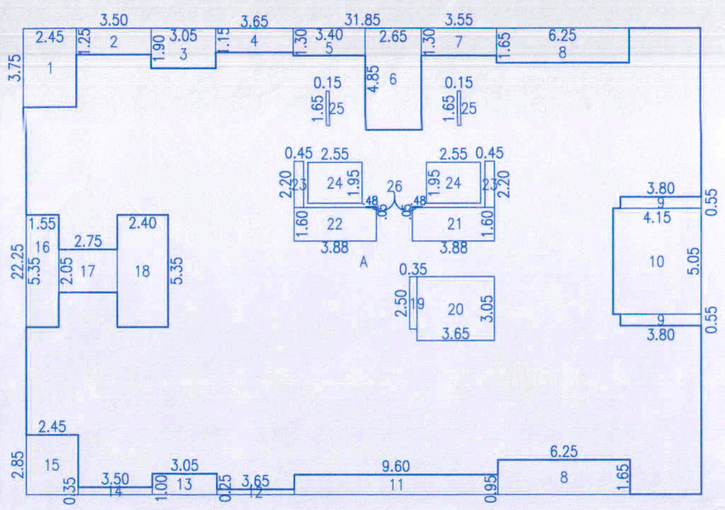

AREA KEY PLAN FOR 1ST FLOOR

SCALE=1:200

BUILT UP AREA CALCULATION

(1ST FLOOR)

AREA OF BLOCK 'A'

A) 31.85 X 22.25 = 708.66 SQ.M.

DEDUCTIONS

1. 2.45 X 3.75 X 1 = 9.19 SQ.M.
2. 3.50 X 1.25 X 1 = 4.38 SQ.M.
3. 3.05 X 1.90 X 1 = 5.80 SQ.M.
4. 3.65 X 1.15 X 1 = 4.20 SQ.M.
5. 3.40 X 1.30 X 1 = 4.42 SQ.M.
6. 2.65 X 4.85 X 1 =12.85 SQ.M.
7. 3.55 X 1.30 X 1 = 4.62 SQ.M.
8. 6.25 X 1.65 X 2 =20.63 SQ.M.
9. 3.80 X 0.55 X 2 = 4.18 SQ.M.
10. 4.15 X 5.05 X 1 =20.96 SQ.M.
11. 9.60 X 0.95 X 1 = 9.12 SQ.M.
12. 3.65 X 0.25 X 1 = 0.91 SQ.M.
13. 3.05 X 1.00 X 1 = 3.05 SQ.M.
14. 3.50 X 0.35 X 1 = 1.23 SQ.M.
15. 2.45 X 2.85 X 1 = 6.98 SQ.M.
16. 1.55 X 5.35 X 1 = 8.29 SQ.M.
17. 2.75 X 2.05 X 1 = 5.64 SQ.M.
18. 2.40 X 5.35 X 1 =12.84 SQ.M.
19. 0.35 X 2.50 X 1 = 0.88 SQ.M.
20. 3.65 X 3.05 X 1 =11.13 SQ.M.
21. 3.88 X 1.60 X 1 = 6.21 SQ.M.
22. 3.88 X 1.60 X 1 = 6.21 SQ.M.
23. 0.45 X 2.20 X 2 = 1.98 SQ.M.
24. 2.55 X 1.95 X 2 = 9.94 SQ.M.
25. 0.15 X 1.65 X 2 = 0.50 SQ.M.
26. 0.48 X 0.05 X 2 = 0.05 SQ.M.

TOTAL = 176.19 SQ.M.

NET AREA 708.66-176.19 = 532.47 SQ.M.

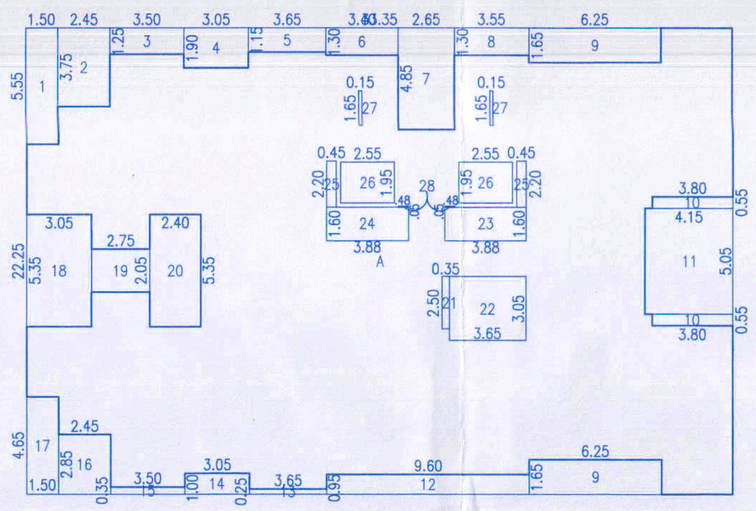

AREA KEY PLAN FOR (TYPICAL 2ND TO 12TH FLOOR)

SCALE=1:200

BUILT UP AREA CALCULATION

(TYPICAL 2ND TO 12TH FLOOR)

AREA OF BLOCK 'A'

A) 33.35 X 22.25 = 742.04 SQ.M.

DEDUCTIONS

1. 1.50 X 5.55 X 1 = 8.33 SQ.M.
2. 2.45 X 3.75 X 1 = 9.19 SQ.M.
3. 3.50 X 1.25 X 1 = 4.38 SQ.M.
4. 3.05 X 1.90 X 1 = 5.80 SQ.M.
5. 3.65 X 1.15 X 1 = 4.20 SQ.M.
6. 3.40 X 1.30 X 1 = 4.42 SQ.M.
7. 2.65 X 4.85 X 1 =12.85 SQ.M.
8. 3.55 X 1.30 X 1 = 4.62 SQ.M.
9. 6.25 X 1.65 X 2 =20.63 SQ.M.
10. 3.80 X 0.55 X 2 = 4.18 SQ.M.
11. 4.15 X 5.05 X 1 =20.96 SQ.M.
12. 9.60 X 0.95 X 1 = 9.12 SQ.M.
13. 3.65 X 0.25 X 1 = 0.91 SQ.M.
14. 3.05 X 1.00 X 1 = 3.05 SQ.M.
15. 3.50 X 0.35 X 1 = 1.23 SQ.M.
16. 2.45 X 2.85 X 1 = 6.98 SQ.M.
17. 1.50 X 4.65 X 1 = 6.98 SQ.M.
18. 3.05 X 5.35 X 1 =16.32 SQ.M.
19. 2.75 X 2.05 X 1 = 5.64 SQ.M.
20. 2.40 X 5.35 X 1 =12.84 SQ.M.
21. 0.35 X 2.50 X 1 = 0.88 SQ.M.
22. 3.65 X 3.05 X 1 =11.13 SQ.M.
23. 3.88 X 1.60 X 1 = 6.21 SQ.M.
24. 3.88 X 1.60 X 1 = 6.21 SQ.M.
25. 0.45 X 2.20 X 2 = 1.98 SQ.M.
26. 2.55 X 1.95 X 2 = 9.94 SQ.M.
27. 0.15 X 1.65 X 2 = 0.50 SQ.M.
28. 0.48 X 0.05 X 2 = 0.05 SQ.M.

TOTAL = 199.53 SQ.M.

NET AREA 742.04-199.53 = 542.51 SQ.M.

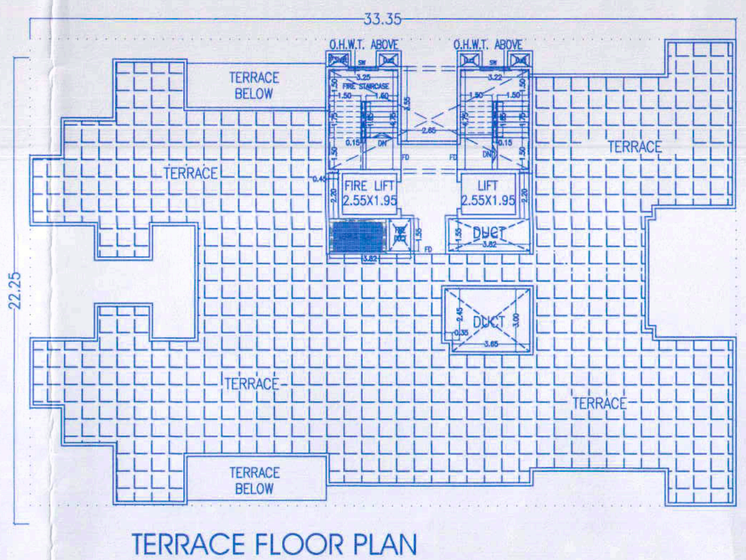

TERRACE FLOOR PLAN

SCALE=1:200

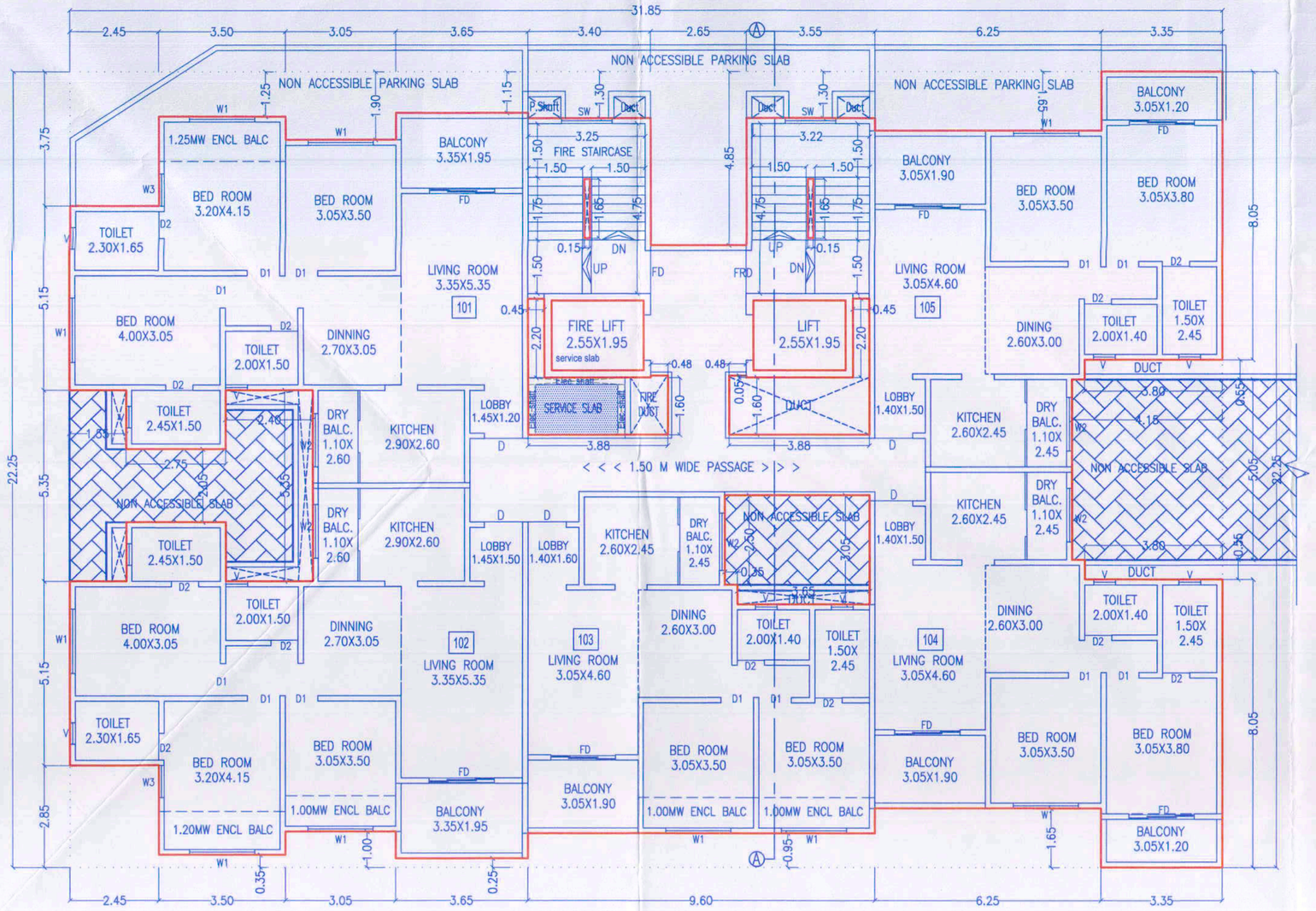

FIRST FLOOR PLAN

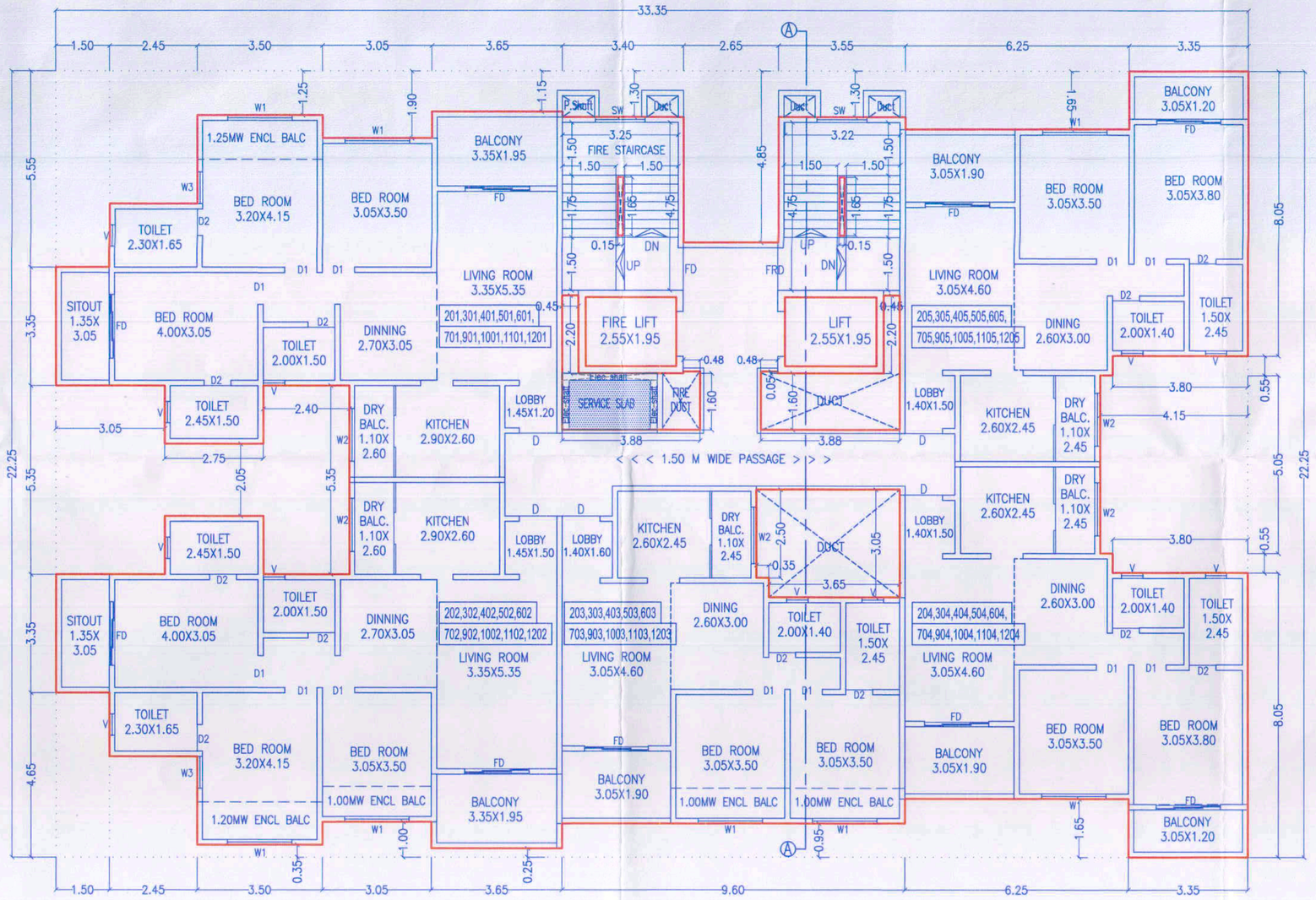

TYPICAL 2ND, 3RD, 4TH, 5TH, 6TH, 7TH, 9TH, 10TH, 11TH & 12TH FLOOR PLAN

ARCHITECT	OWNER
Ar. PRAKASH KULKARNI CA/98/12909	Trimurti Developer's Through Mr. Santosh T. Todkar. Mr. Tanaji M. Dasvadkar.

PROJECT

REVISED LAYOUT OF RESIDENTIAL BUILDING ON S.NO. 116/7/1/AMENITY SPACE, 116/7/4 PLOT-3, 117/1A, AT- DHAYARI, TAL. HAVELI, PUNE .

ARCHITECT

PRAKASH KULKARNI

ankur associates ARCHITECTS

TEJOVALAYA, OFF. NO.- 101, 1ST FL., CTS. NO.-1187/19, GHOLE ROAD, SHIVAJINAGAR, PUNE - 411 005, PHONE - 020 66042800 / 01 / 02

Email : prakash@ankurassociates.in

DATE	SCALE	DRN BY
13/05/2025	1:100	Shabbir

D:\Shabbir\PMC\Trimurti developers\SUBMISSION\Full Potential\06 MD_28-07-2025.dwg