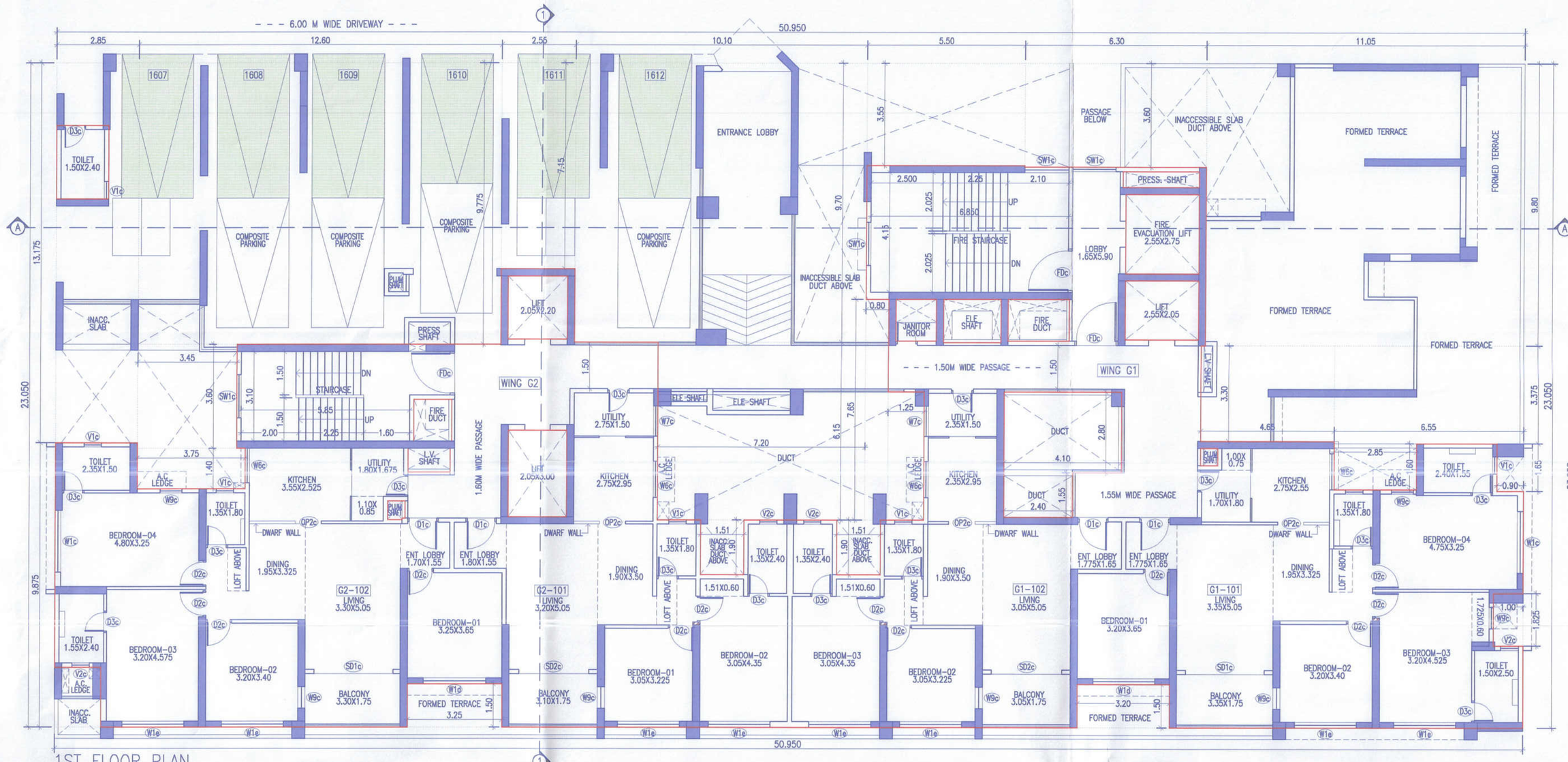

1ST FLOOR PLAN
WING G1-G2

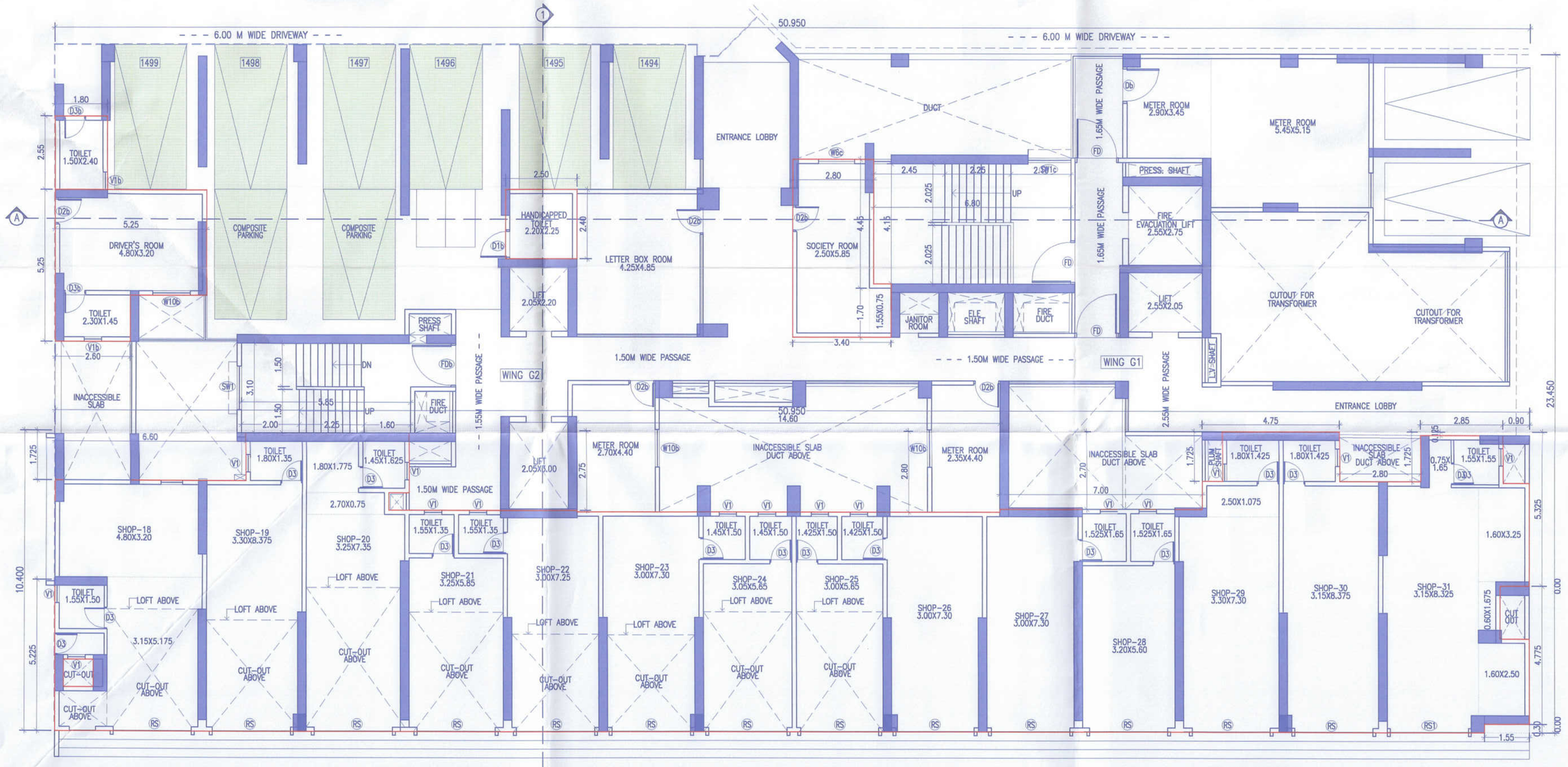

GROUND FLOOR PLAN
WING G1-G2

FORM OF STATEMENT 2 PROPOSED BUILDING (WING G1-G2)						
FLOOR'S NAME	TOTAL BUILT-UP AREA OF FLOOR, AS PER OUTER CONSTRUCTION LINE. (COMM.)	TOTAL BUILT-UP AREA OF FLOOR, AS PER OUTER CONSTRUCTION LINE. (RESI.)	TOTAL BUILT-UP AREA OF FLOOR, AS PER OUTER CONSTRUCTION LINE. (COMM.+RESI.)	LIFT AREA	FIRE LIFT AREA	REFUGE AREA	NOS. OF TENEMENTS
BASEMENT-02	---	---	---				---
BASEMENT-01	---	17.26	---				---
GROUND FL.	430.67	52.24	482.91				---
1ST FLOOR	---	562.43	562.43	15.89	7.01		4
TOTAL	430.67	631.93	1045.34	15.89	7.01	---	4

WATER CALCULATION (WING G1-G2)																		
	TENEMENT	NO.OF PERSONS/ TENEMENT	WATER REQUIRED PER PERSON	D.H.W.T. CAPACITY REQUIRED (LTRS.)	O.H.W.T. CAPACITY REQUIRED (LTRS.) FIRE FIGHTING					U.G.T. CAPACITY REQUIRED (LTRS.)				U.G.T CAPACITY REQUIRED (LTRS.)	U.G.T CAPACITY REQUIRED (LTRS.) FIRE FIGHTING			
WING G1-G2 (COMM.+RESI)	4	05	135	2700.00	8415.00	+	0.00	8415.00	(PROVIDED) 8415.00	8415.00	X	2.00	16830.00	16830.00	16830.00	+	0.00	16830.00	(PROVIDED) 16830.00
	127	45		5715.00														

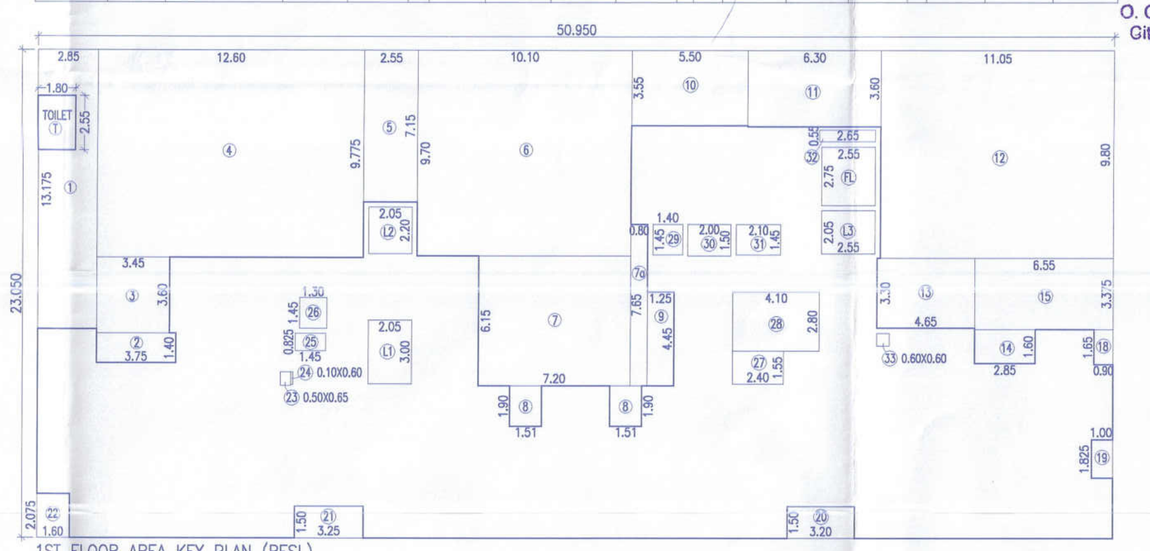

1ST FLOOR AREA KEY PLAN (RESI.)
WING G1-G2 SCALE 1:200

BUILT UP AREA CALCULATION FOR 1ST FLOOR (RESI.)								
AREA OF BLOCK ABCD								
A)	50.95	X	23.05	X	1	=	1174.40	SQM
STANDARD DEDUCTION								
1	2.85	X	13.175	X	1	=	37.55	SQM
2	3.75	X	1.40	X	1	=	5.25	SQM
3	3.45	X	3.60	X	1	=	12.42	SQM
4	12.60	X	9.775	X	1	=	123.17	SQM
5	2.55	X	7.15	X	1	=	18.23	SQM
6	10.10	X	9.70	X	1	=	97.97	SQM
7	7.20	X	6.15	X	1	=	44.28	SQM
7a	0.80	X	7.65	X	1	=	6.12	SQM
8	1.51	X	1.90	X	2	=	5.74	SQM
9	1.25	X	4.45	X	1	=	5.56	SQM
10	5.50	X	3.55	X	1	=	19.53	SQM
11	6.30	X	3.60	X	1	=	22.68	SQM
12	11.05	X	9.80	X	1	=	108.29	SQM
13	4.65	X	3.30	X	1	=	15.35	SQM
14	2.85	X	1.60	X	1	=	4.56	SQM
15	6.55	X	3.375	X	1	=	22.11	SQM
18	0.90	X	1.65	X	1	=	1.49	SQM
19	1.00	X	1.825	X	1	=	1.83	SQM
20	3.20	X	1.50	X	1	=	4.80	SQM
21	3.25	X	1.50	X	1	=	4.88	SQM
22	1.60	X	2.075	X	1	=	3.32	SQM
23	0.50	X	0.65	X	1	=	0.33	SQM
24	0.10	X	0.60	X	1	=	0.06	SQM
25	1.45	X	0.825	X	1	=	1.20	SQM
26	1.30	X	1.45	X	1	=	1.89	SQM
27	2.40	X	1.55	X	1	=	3.72	SQM
28	4.10	X	2.80	X	1	=	11.48	SQM
29	1.40	X	1.45	X	1	=	2.03	SQM
30	2.00	X	1.50	X	1	=	3.00	SQM
31	2.10	X	1.45	X	1	=	3.05	SQM
32	2.65	X	0.55	X	1	=	1.46	SQM
33	0.60	X	0.60	X	1	=	0.36	SQM
TOTAL						=	593.66	SQM
LIFT DEDUCTION								
L1	2.05	X	3.00	X	1	=	6.15	SQM
L2	2.05	X	2.20	X	1	=	4.51	SQM
L3	2.55	X	2.05	X	1	=	5.23	SQM
TOTAL						=	15.89	
FIRE LIFT DEDUCTION								
FL	2.55	X	2.75	X	1	=	7.01	SQM
TOTAL						=	7.01	SQM
TOTAL DEDUCTIONS						=	616.56	SQM
NET AREA	1174.40	–	616.56			=	557.84	SQM
1	1.80	X	2.55	X	1	=	4.59	SQM
NET AREA	557.84	+	4.59			=	562.43	SQM

OCCUPANT LOAD CALCULATION (WING G1-G2)					
FLOOR	CARPET AREA	OCCUPANCY LOAD PER SQ.M.	PERSONS	MALE	FEMALE
GROUND FLOOR	381.32	3	127	64	63
TOTAL	381.32		127	64	63

SANITATION REQUIREMENT-(COMM.) (WING G1-G2)						
TOTAL NO OF PERSONS = 127 PERSONS GENTS = 64 NOS. LADIES = 63 NOS.						
SANITATION REQUIREMENTS- MERCANTILE WINGS, COMMERCIAL COMPLEXES, SHOPPING MALLS, FRUIT& VEGETABLE MARKETS						
FIXTURES			REQUIRED		PROPOSED	
	MALE	FEMALE	M	F	M	F
WATER-CLOSETS	1 FOR UP TO 15 2 FOR 16–35 3 FOR 36–65 4 FOR 66–100	1 FOR UP TO 12 2 FOR 13–25 3 FOR 26–40 4 FOR 41–57 5 FOR 58–77 6 FOR 78–100	3	4	3	4
URINALS	NIL UP TO 6 1 FOR 7–20 2 FOR 21–45 3 FOR 46–70 4 FOR 71–100	–	3	–	3	–

FORM OF STATEMENT 3 AREA DETAILS OF APARTMENT GROUND FLOOR AREA (WING G1-G2)	
SHOP NO.	GROUND CARPET AREA (SQ.M)
SHOP–18	36.89
SHOP–19	29.75
SHOP–20	32.15
SHOP–21	21.47
SHOP–22	24.67
SHOP–23	25.38
SHOP–24	19.77
SHOP–25	19.44
SHOP–26	25.31
SHOP–27	24.97
SHOP–28	20.80
SHOP–29	29.91
SHOP–30	29.88
SHOP–31	40.93
TOTAL	381.32

FORM OF STATEMENT 3 AREA DETAILS OF APARTMENT (WING-G1)					
WING NO	FLOOR NO.	APARTMENT NO	CARPET AREA OF APARTMENT (SQ.M.)	AREA OF OPEN BALCONY (SQ.M.)	AREA OF ENCLOSED BALCONY (SQ.M.)
WING G1	1ST FLOOR	101	110.72	5.83	0.00
		102	70.71	5.30	0.00

FORM OF STATEMENT 3 AREA DETAILS OF APARTMENT (WING-G2)					
WING NO	FLOOR NO.	APARTMENT NO	CARPET AREA OF APARTMENT (SQ.M.)	AREA OF OPEN BALCONY (SQ.M.)	AREA OF ENCLOSED BALCONY (SQ.M.)
WING G2	1ST FLOOR	101	73.10	5.39	0.00
		102	111.67	5.74	0.00



GROUND FLOOR AREA KEY PLAN (COMM.)
WING G1-G2 SCALE 1:200

BUILT UP AREA CALCULATION FOR GROUND FLOOR (COMM.)								
AREA OF BLOCK ABCD								
A)	50.95	X	10.40	X	1	=	529.88	SQM
STANDARD DEDUCTION								
1	6.60	X	1.725	X	1	=	11.39	SQM
2	5.65	X	0.075	X	1	=	0.42	SQM
3	0.70	X	0.60	X	1	=	0.42	SQM
4	5.80	X	2.75	X	1	=	15.95	SQM
5	14.60	X	2.80	X	1	=	40.88	SQM
6	7.00	X	2.70	X	1	=	18.90	SQM
7	0.70	X	1.725	X	1	=	1.21	SQM
8	2.80	X	1.725	X	1	=	4.83	SQM
9	2.85	X	0.125	X	1	=	0.36	SQM
10	0.90	X	1.775	X	1	=	1.60	SQM
11	1.00	X	1.825	X	1	=	1.83	SQM
12	1.55	X	0.30	X	1	=	0.47	SQM
13	1.025	X	0.95	X	1	=	0.97	SQM
TOTAL						=	99.21	SQM
TOTAL DEDUCTIONS						=	99.21	SQM
NET AREA	529.88	–	99.21			=	430.67	SQM

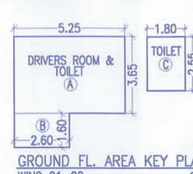

GROUND FL. AREA KEY PLAN (RESI.)
WING G1-G2 SCALE-1:200

BUILT UP AREA CALCULATION FOR GROUND FLOOR (RESI.)								
AREA OF SECURITY CABIN								
A	5.25	X	3.65	X	1	=	19.16	SQM
B	2.60	X	1.60	X	1	=	4.16	SQM
C	1.80	X	2.55	X	1	=	4.59	SQM
D	2.50	X	2.40	X	1	=	6.00	SQM
E	2.80	X	4.30	X	1	=	12.04	SQM
F	3.40	X	1.85	X	1	=	6.29	SQM
TOTAL AREA							52.24	SQM

BASEMENT-01 FL. AREA KEY PLAN (RESI.)
WING G1-G2 SCALE-1:200

BUILT UP AREA CALCULATION FOR BASEMENT- 01 FLOOR (RESI.)								
AREA OF SECURITY CABIN & TOILET								
A	2.90	X	4.20	X	1	=	12.18	SQM
B	2.90	X	1.75	X	1	=	5.08	SQM
TOTAL AREA							17.26	SQM

WING 'G1-G2'	45/50
STAMP OF APPROVAL	
SANCTIONED NO. B.P./WAKAD/143/2023 DATED:13/09/2023	
SANCTIONED NO. B.P./WAKAD/179/2023 DATED:09/11/2023	
SANCTIONED NO. B.P./WAKAD/85/2024 DATED:24/06/2024	
SANCTIONED NO. B.P./WAKAD/122/2024 DATED:03/10/2024	

Sanctioned No. B.P/Wakad/159/24
Subject to conditions mentioned in the Office Order No.
aven dated 27/11/24
Pimpri
Date 27/11/2024

Pimpri Chinchwad Municipal Corporation ESTD. 11/10/82 Pimpri-411 018

Per Bhagwan
City Engineer
Building Permission Dept.
PCMC, Pimpri, Pune-18.

O. C. Signed by
City Engineer

OPENING SCHEDULE			
D1b	1.05X2.25	SW1b	1.50X1.370
D2b	0.90X2.25	SW2b	0.90X1.370
D3b	0.75X2.25	V1b	0.60X0.90
FDb	1.50X2.25	W10b	1.30X1.42
RS	3.00X4.20	V1	0.60X0.90
D3b	0.75X2.25	SW1c	1.50X1.370
Db	1.20X2.25		
D3	0.75X2.25		
OPENING SCHEDULE			
D1c	1.05X2.30	W1d	2.15X2.20
D2c	0.90X2.30	W9c	0.75X1.420
D3c	0.75X2.30	W1e	2.15X1.00
SD1c	2.74X2.30	W7c	1.05X1.125
SD2c	2.45X2.30	SW1c	1.50X1.370
FDc	1.50X2.30	V1c	0.60X0.90
OP1c	1.0X2.30	V2c	0.60X1.75
OP2c	0.90X2.30		
ADDITIONAL WINDOW			
W6c	1.25X1.125		
W4c	1.50X1.125		

PROJECT

PROPOSED RESIDENTIAL & COMMERCIAL BUILDING, ON PLOT A1+A2 OUT OF S.NO.122/1/122/1/A/5,122/2,122/5 AND 122/5/1, VILLAGE WAKAD, TAL.-MULSHI, DIST-PUNE.

NAME AND SIGNATURE OF OWNER

M/S VILAS JAVDEKAR INFINITEE DEVELOPERS PVT LTD
THROUGH DIRECTOR SARVESH V. JAVDEKAR

NAME AND SIGNATURE OF ARCHITECT

SAMEER VALIMBE
CA/92/14618

VOUSSOIRS
ARCHITECTS AND INTERIOR DESIGNERS
10 JANHAVI APT,BHONDE COLONY,
ERANDWANE,PUNE-4.
TEL-25456399 ,TEL. FAX-5456399

NORTH	SCALE 1:100	SHEET NO.
	DEALT BY-KRISHNA CHK. BY-TRUPTI	45/50
	DATE 15.12.2024	

FILE NO : INWD/WDD/WKD/PRB53/0470/2023
SUBJECT TO APPROVAL FROM COMPETENT AUTHORITY

\\192.168.15.59\STUDIO Voussoirs\01 DB\AD\WAKAD Sr No 122\06 VALIDATED\02 LEGAL VALIDATION (CORPORATION)\07 RB_DOMAIN\!!!REVISED BUILDING PLANS FINAL PRINTS\WING G1-G2.dwg