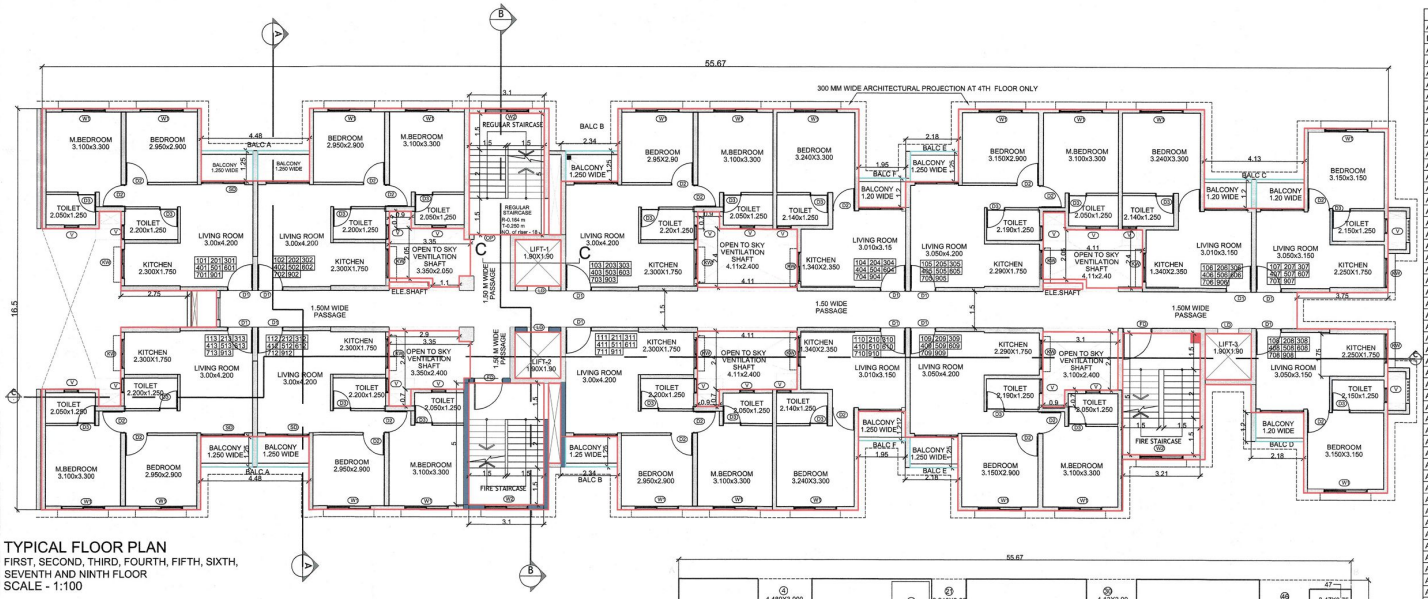

TYPICAL FLOOR PLAN
FIRST, SECOND, THIRD, FOURTH, FIFTH, SIXTH, SEVENTH AND NINTH FLOOR
SCALE - 1:100

RESIDENTIAL FLOOR AREA STATEMENT IN SQM FOR BUILDING B2										
FLOOR	FLOOR HT	TEN.	FSI AREA	15% PER. BALC.	PROP BALC.	EXCESS BALC.	20% PER. TERRACE	PROP. TERRACE	STAIR	REFFUGE AREA	LIFT M. ROOM
PARKING	3.50	0	10.83	0	0	0	0	0	47.11		ALL LIFTS ARE MRL LIFTS
FIRST	2.95	13	647.83	97.17	34.75	0	129.57	0	47.11		
SECOND	2.95	13	647.83	97.17	34.75	0	129.57	0	47.11		
THIRD	2.95	13	647.83	97.17	34.75	0	129.57	0	47.11		
FOURTH	2.95	13	647.83	97.17	34.75	0	129.57	0	47.11		
FIFTH	2.95	13	647.83	97.17	34.75	0	129.57	0	47.11		
SIXTH	2.95	13	647.83	97.17	34.75	0	129.57	0	47.11		
SEVENTH	2.95	13	647.83	97.17	34.75	0	129.57	0	47.11		
EIGHTH	2.95	12	601.71	90.26	31.83	0	120.34	0	47.11	57.55	
NINETH	2.95	13	647.83	97.17	34.75	0	129.57	0	47.11		
TOTAL	30.05	116	5795.18	867.65	309.83	0	1156.87	0	471.10	57.55	

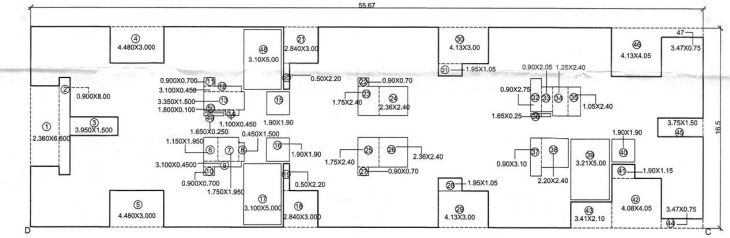

AREA KEY PLAN FOR TYPICAL FLOOR
SCALE - 1:200

AREA CALCULATION FOR TYPPICAL FLOOR LEVEL							
AREA OF RECTANGLE ABCD	1 X	55.670 X	16.500	=	918.56	SQ.M.
DEDUCTIONS						
AREA OF RECTANGLE 1	1 X	2.36 X	6.60	=	15.58	SQ.M.
AREA OF RECTANGLE 2	1 X	0.9 X	8.00	=	7.20	SQ.M.
AREA OF RECTANGLE 3	1 X	3.95 X	1.5	=	5.93	SQ.M.
AREA OF RECTANGLE 4	1 X	4.48 X	3.00	=	13.44	SQ.M.
AREA OF RECTANGLE 5	1 X	4.48 X	3.00	=	13.44	SQ.M.
AREA OF RECTANGLE 6	1 X	1.15 X	1.95	=	2.24	SQ.M.
AREA OF RECTANGLE 7	1 X	1.75 X	1.95	=	3.41	SQ.M.
AREA OF RECTANGLE 8	1 X	0.45 X	1.50	=	0.68	SQ.M.
AREA OF RECTANGLE 9	1 X	3.10 X	0.45	=	1.40	SQ.M.
AREA OF RECTANGLE 10	1 X	0.90 X	0.70	=	0.63	SQ.M.
AREA OF RECTANGLE 11	1 X	0.9 X	0.70	=	0.63	SQ.M.
AREA OF RECTANGLE 12	1 X	3.1 X	0.45	=	1.40	SQ.M.
AREA OF RECTANGLE 13	1 X	3.35 X	1.50	=	5.03	SQ.M.
AREA OF RECTANGLE 14	1 X	1.1 X	0.45	=	0.50	SQ.M.
AREA OF RECTANGLE 15(LIFT)	1 X	1.90 X	1.90	=	3.61	SQ.M.
AREA OF RECTANGLE 16(LIFT)	1 X	1.90 X	1.90	=	3.61	SQ.M.
AREA OF RECTANGLE 17	1 X	3.10 X	5.00	=	15.50	SQ.M.
AREA OF RECTANGLE 18	1 X	2.84 X	3.00	=	8.52	SQ.M.
AREA OF RECTANGLE 19	1 X	0.5 X	2.20	=	1.10	SQ.M.
AREA OF RECTANGLE 20	1 X	0.5 X	2.20	=	1.10	SQ.M.
AREA OF RECTANGLE 21	1 X	2.84 X	3.00	=	8.52	SQ.M.
AREA OF RECTANGLE 22	1 X	0.9 X	0.70	=	0.63	SQ.M.
AREA OF RECTANGLE 23	1 X	1.75 X	2.40	=	4.20	SQ.M.
AREA OF RECTANGLE 24	1 X	2.36 X	2.40	=	5.66	SQ.M.
AREA OF RECTANGLE 25	1 X	1.75 X	2.400	=	4.20	SQ.M.
AREA OF RECTANGLE 26	1 X	2.36 X	2.400	=	5.66	SQ.M.
AREA OF RECTANGLE 27	1 X	0.9 X	0.70	=	0.63	SQ.M.
AREA OF RECTANGLE 28	1 X	1.95 X	1.05	=	2.05	SQ.M.
AREA OF RECTANGLE 29	1 X	4.13 X	3.00	=	12.39	SQ.M.
AREA OF RECTANGLE 30	1 X	4.13 X	3.00	=	12.39	SQ.M.
AREA OF RECTANGLE 31	1 X	1.95 X	1.05	=	2.05	SQ.M.
AREA OF RECTANGLE 32	1 X	0.9 X	2.75	=	2.48	SQ.M.
AREA OF RECTANGLE 33	1 X	0.9 X	2.05	=	1.85	SQ.M.
AREA OF RECTANGLE 34	1 X	1.25 X	2.40	=	3.00	SQ.M.
AREA OF RECTANGLE 35	1 X	1.05 X	2.40	=	2.52	SQ.M.
AREA OF RECTANGLE 36	1 X	1.65 X	0.25	=	0.41	SQ.M.
AREA OF RECTANGLE 37	1 X	0.9 X	3.10	=	2.79	SQ.M.
AREA OF RECTANGLE 38	1 X	2.20 X	2.40	=	5.28	SQ.M.
AREA OF RECTANGLE 39	1 X	3.21 X	5.02	=	16.11	SQ.M.
AREA OF RECTANGLE 40(LIFT)	1 X	1.9 X	1.90	=	3.61	SQ.M.
AREA OF RECTANGLE 41	1 X	1.9 X	1.15	=	2.19	SQ.M.
AREA OF RECTANGLE 42	1 X	4.08 X	4.05	=	16.52	SQ.M.
AREA OF RECTANGLE 43	1 X	2.10 X	3.41	=	7.16	SQ.M.
AREA OF RECTANGLE 44	1 X	3.47 X	0.75	=	2.60	SQ.M.
AREA OF RECTANGLE 45	1 X	3.75 X	1.51	=	5.66	SQ.M.
AREA OF RECTANGLE 46	1 X	4.13 X	4.05	=	16.73	SQ.M.
AREA OF RECTANGLE 47	1 X	3.47 X	0.75	=	2.60	SQ.M.
AREA OF RECTANGLE 48	1 X	3.1 X	5.00	=	15.50	SQ.M.
AREA OF RECTANGLE 49	1 X	1.65 X	0.25	=	0.41	SQ.M.
AREA OF RECTANGLE 50	1 X	1.8 X	0.10	=	0.18	SQ.M.
TOTAL DEDUCTION				=	270.73	SQ.M.
AREA OF TYPICAL LVL				=	647.83	SQ.M.

BALCONY AREA CALCULATIONS								
BALC TYPE	NO.	SIZE OF BALCONY				AREA	SQ.M.
A	2	X	4.480	X	1.250	=	11.20	SQ.M.
B	2	X	2.340	X	1.250	=	5.850	SQ.M.
C	1	X	4.130	X	1.200	=	4.956	SQ.M.
D	1	X	2.180	X	1.200	=	2.616	SQ.M.
E	2	X	2.180	X	1.250	=	5.45	SQ.M.
F	2	X	1.950	X	1.200	=	4.68	SQ.M.
TOTAL AREA PROVIDED						=	34.75	SQ.M.

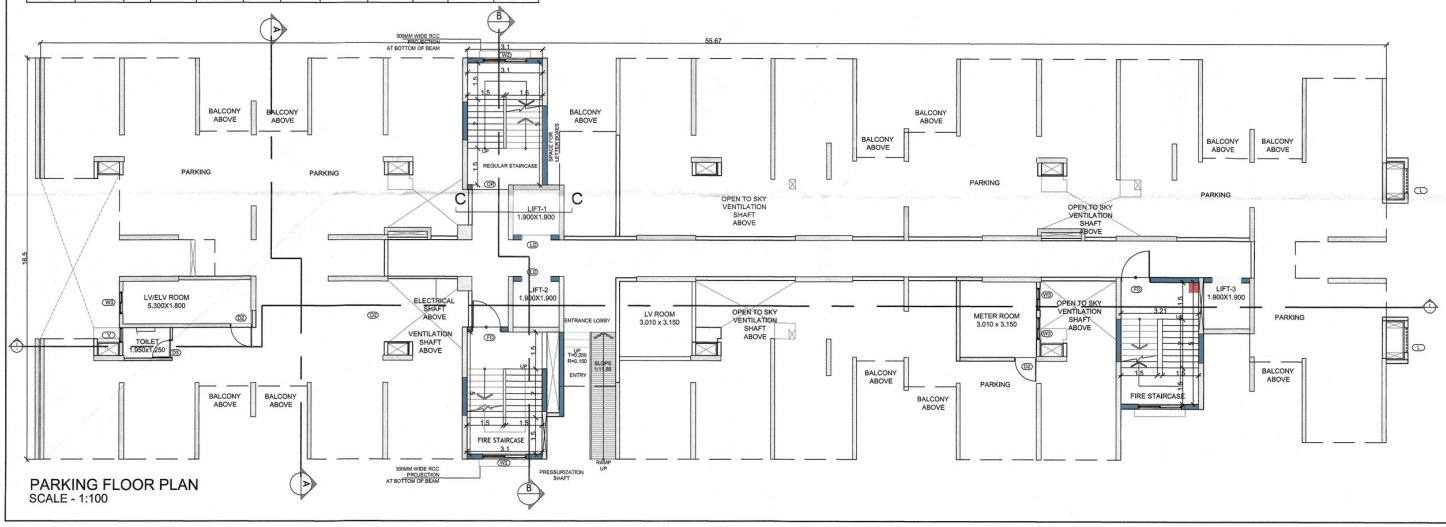

PARKING FLOOR PLAN
SCALE - 1:100

ADDITIONS OF LIFTS ON PARKING FLOOR						
LIFT	NO	LIFT SIZE		AREA	UNIT
1	1	1.9 X	1.9	= 3.61	SQ.M.
2	1	1.9 X	1.9	= 3.61	SQ.M.
3	1	1.9 X	1.9	= 3.61	SQ.M.
TOTAL AREA				= 10.8	SQ.M.

WATER REQUIREMENT STATEMENT FOR BUILDING 'B2'

TOTAL NUMBER OF TENEMENTS IN BUILDING = 116 TENEMENTS
TOTAL NUMBER OF PERSONS @5 PERSONS PER TENEMENT = 116 X 5 = 580 PERSON WATER REQUIREMENT AT 90L PER DAY PER PERSON = 580 X 90 = 52,200 LITERS

WATER REQUIREMENTS PROVIDED
1. DOMESTIC WATER - 26,940.00 LITERS
2. FLUSHING WATER - 12,000.00 LITERS
TOTAL WATER = 38,940.00 LITERS

BALANCE WATER SUPPLY REQUIRED = 52,200 - 38,940= 13,260 LIT.
BALANCE WATER SUPPLY IS PROVIDED THROUGH WATER TREATMENT PLANT (WTP) PROVIDED AT TOWNSHIP LEVEL.

SECTOR : R35
WING - B2

TYPICAL FLOOR PLAN
PARKING FLOOR PLAN
AREA CALCULATIONS
P+9 FLOORS

13
27

STAMP OF APPROVALS

Approved as amended in.....
subject to conditions mentioned in Annexure 'A'
of letter No.BP/WD/B.R. No.126/02-XV Dated 25/03/2024
S. No./C. No.CTS No.126 & 131 (PART) Village JAMBE
Dated 04/03/2024
for Metropolitan Commissioner and Chief Executive Officer
Pune Metropolitan Regional Development Authority, Pune.

Pune Metropolitan Regional Development Authority Pune PMRDA

SCHEDULE OF OPENINGS:

DOOR	SIZE	WIN.	SIZE
SD	1.800x2.250	W1	1.800 X 1.050
FD	1.200x2.250	W2	1.500 X 1.325
D1	1.050x2.250	W3	0.9 X 1.350
D2	0.900x2.250	KW	1.200 X 1.050
D3	0.750x2.150	V	0.600 X 0.900
OP	1.500x2.250		

NOTES :

1) THIS DRAWING IS BASED ON INFORMATION & DOCUMENTS PROVIDED BY OWNER/P.A. ARCHITECT WILL NOT BE RESPONSIBLE FOR ANY DISPUTE DIFFERENCES OR ANY LEGALITY OF THE OWNERSHIPS.
2) THIS DRAWING IS COPYRIGHT OF ARCHITECTS KOLHATKAR AND GOWAIKAR & THIS DRAWING SHOULD NOT BE COPIED OR USED WITHOUT PRIOR PERMISSION OF ARCHITECT.

PROPOSED INCLUSIVE HOUSING AT JAMBE, SECTOR - R35 AT S. NOS. 126/1 (PART), 131/8(131/10)", OF VILLAGE JAMBE TAL- MULSHI, DIST- PUNE.
FOR : KOLTE-PATIL INTEGRATED TOWNSHIPS LTD.

NAME OF OWNER/DEVELOPER :
FOR KOLTE-PATIL INTEGRATED TOWNSHIPS LTD.
VINAYAK JOGDEO / RAJNISH KUMAR
AUTHORIZED SIGNATORY
SIGNATURE

NAME OF ARCHITECT
SHREEKAR GOWAIKAR
(CA/95/9990)
SIGNATURE

ARCHITECTS
KOLHATKAR AND GOWAIKAR
750/88, BHANDARKAR ROAD,
DECCAN GYMKHANA,
PUNE-411 004.

NORTH

PROJECT	DRAWING NAME	DATE	SCALE	DEALT
	SUBMISSION PLAN	16 FEB 2024	1:100	GDS