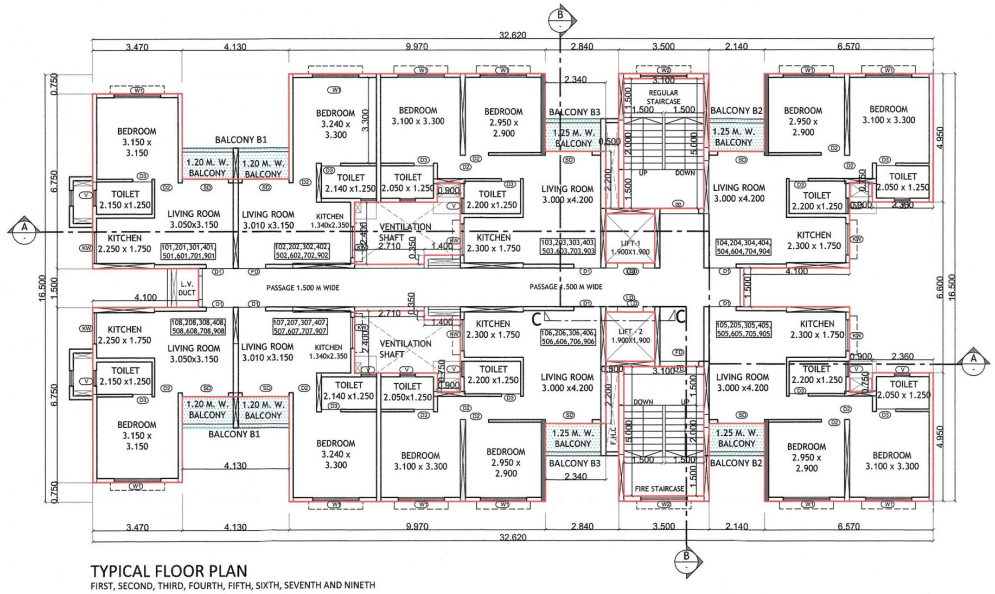

TYPICAL FLOOR PLAN

FIRST, SECOND, THIRD, FOURTH, FIFTH, SIXTH, SEVENTH AND NINETH

SCALE 1:100

RESIDENTIAL AREA STATEMENT FOR BUILDING E											
FLOOR	FLR HT	TEN	AREA	15% PER BALC	PROP BALC	EXCESS BALC	20% PER TERRACE	PROP TERRACE	EXCESS TERR IN FSI	STAIR	LIFT M ROOM
PARKING	3.50	0	7.22	0.00	0	0	0.00	0	0	31.00	
FIRST	2.95	8	374.01	56.10	21.11	NIL	74.80	NIL	NIL	31.00	NIL ALL LIFTS ARE MRL LIFTS
SECOND	2.95	8	374.01	56.10	21.11	NIL	74.80	NIL	NIL	31.00	
THIRD	2.95	8	374.01	56.10	21.11	NIL	74.80	NIL	NIL	31.00	
FOURTH	2.95	8	374.01	56.10	21.11	NIL	74.80	NIL	NIL	31.00	
FIFTH	2.95	8	374.01	56.10	21.11	NIL	74.80	NIL	NIL	31.00	
SIXTH	2.95	8	374.01	56.10	21.11	NIL	74.80	NIL	NIL	31.00	
SEVENT	2.95	8	374.01	56.10	21.11	NIL	74.80	NIL	NIL	31.00	
EIGHTH	2.95	7	345.78	51.87	18.78	NIL	69.16	NIL	NIL	31.00	
NINTH	2.95	8	374.01	56.10	21.11	NIL	74.80	NIL	NIL	31.00	
TOTAL	30.05	71	3345.08	500.68	187.66	NIL	667.57	NIL	NIL	310.00	NIL

AREA CALCULATIONS FOR TYPICAL FLOOR							
AREA OF RECTANGLE ABCD	=	32.62	X	16.50	=	538.23	SQM
DEDUCTIONS							
AREA OF RECTANGLE 1	=	3.47	X	0.75	=	2.60	SQM
AREA OF RECTANGLE 2	=	4.13	X	4.05	=	16.73	SQM
AREA OF RECTANGLE 3	=	2.84	X	3.00	=	8.52	SQM
AREA OF RECTANGLE 4	=	0.50	X	2.20	=	1.10	SQM
AREA OF RECTANGLE 5	=	3.10	X	5.00	=	15.50	SQM
AREA OF RECTANGLE 6	=	2.14	X	3.00	=	6.42	SQM
AREA OF RECTANGLE 7	=	0.90	X	0.75	=	0.68	SQM
AREA OF RECTANGLE 8	=	4.10	X	1.50	=	6.15	SQM
AREA OF RECTANGLE 9	=	3.26	X	6.60	=	21.52	SQM
AREA OF RECTANGLE 10	=	0.90	X	0.75	=	0.68	SQM
AREA OF RECTANGLE 11	=	2.14	X	3.00	=	6.42	SQM
AREA OF RECTANGLE 12	=	3.10	X	5.00	=	15.50	SQM
AREA OF RECTANGLE 13	=	4.13	X	4.05	=	16.73	SQM
AREA OF RECTANGLE 14	=	3.47	X	0.75	=	2.60	SQM
AREA OF RECTANGLE 15	=	0.50	X	2.20	=	1.10	SQM
AREA OF RECTANGLE 16	=	2.84	X	3.00	=	8.52	SQM
AREA OF RECTANGLE 17	=	4.11	X	2.05	=	8.43	SQM
AREA OF RECTANGLE 18	=	0.90	X	0.75	=	0.68	SQM
AREA OF RECTANGLE 19	=	2.71	X	0.35	=	0.95	SQM
AREA OF RECTANGLE 20	=	4.11	X	2.05	=	8.43	SQM
AREA OF RECTANGLE 21	=	0.90	X	0.75	=	0.68	SQM
AREA OF RECTANGLE 22	=	4.10	X	1.50	=	6.15	SQM
AREA OF RECTANGLE 23	=	2.71	X	0.35	=	0.95	SQM
AREA OF RECTANGLE 24	=	1.90	X	1.90	=	3.61	SQM
AREA OF RECTANGLE 25	=	1.90	X	1.90	=	3.61	SQM
TOTAL DEDUCTIONS						164.22	SQM
PROPOSED FLOOR AREA AT TYPICAL FLOOR LEVEL						374.01	SQM

BALCONY AREA CALCULATIONS FOR TYPICAL FLOOR							
AREA OF BALCONY B1	=	2 X	4.13	X 1.20	=	9.91	SQM
AREA OF BALCONY B2	=	2 X	2.14	X 1.25	=	5.35	SQM
AREA OF BALCONY B3	=	2 X	2.34	X 1.25	=	5.85	SQM
TOTAL BALCONY PROVIDED AT TYPICAL FLOOR LVL						21.11	SQM

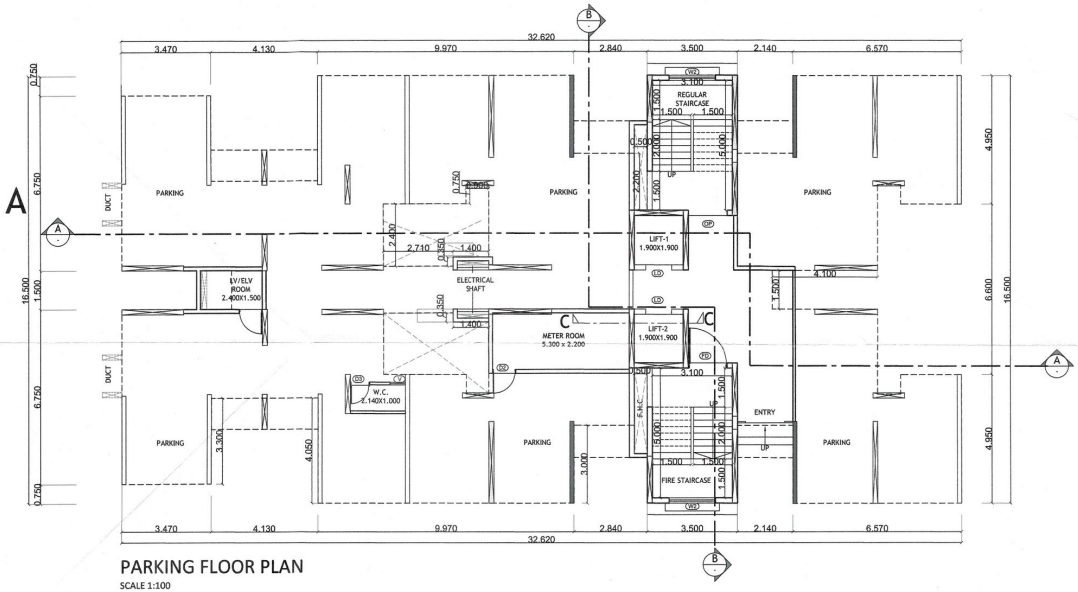

PARKING FLOOR PLAN

SCALE 1:100

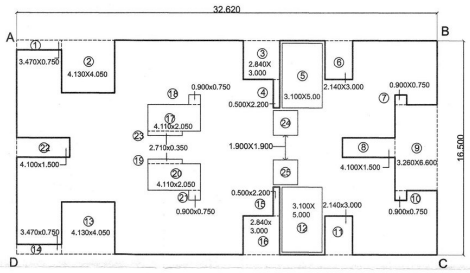

AREA KEY PLAN- TYPICAL FLOOR

SCALE 1:200

WATER REQUIREMENT STATEMENT FOR BUILDING 'E'

TOTAL NUMBER OF TENEMENTS IN BUILDING = 71 TENEMENTS
TOTAL NUMBER OF PERSONS @5 PERSONS PER TENEMENT = 71 X 5 = 355 PERSON WATER REQUIREMENT AT 90L PER DAY PER PERSON = 355 X 90 = 31,950 LITERS

WATER REQUIREMENTS PROVIDED
1. DOMESTIC WATER - 18,400.00 LITERS
2. FLUSHING WATER - 11,600.00 LITERS
TOTAL WATER = 30,000.00 LITERS

BALANCE WATER SUPPLY REQUIRED = 31,950 - 30,000= 1,950.00 LIT.
BALANCE WATER SUPPLY IS PROVIDED THROUGH WATER TREATMENT PLANT (WTP) PROVIDED AT TOWNSHIP LEVEL.

SECTOR : R35
BUILDING - E

TYPICAL FLOOR PLAN
PARKING FLOOR PLAN
AREA CALCULATIONS
P+9 FLOORS

24
27

STAMP OF APPROVALS

Approved as amended in ..... subject to conditions mentioned in Annuxure 'A' of letter No.BMC/C.P. ..... Village ..... S. No./G. No./CTS No. ..... Dated ..... Metropolitan Commissioner and Chief Executive Officer Pune Metropolitan Regional Development Authority, Pune.

PMRDA

SCHEDULE OF OPENINGS:

DOOR	SIZE	WIN.	SIZE
SD	1.800x2.250	W1	1.800 X 1.050
FD	1.200x2.250	W2	1.500 X 1.325
D1	1.050x2.250	KW	1.200 X 1.050
D2	0.900x2.250	V	0.600 X 0.900
D3	0.750x2.150		
OP	1.500x2.250		

NOTES :

1) THIS DRAWING IS BASED ON INFORMATION & DOCUMENTS PROVIDED BY OWNER/P.A. ARCHITECT WILL NOT BE RESPONSIBLE FOR ANY DISPUTE DIFFERENCES OR ANY LEGALITY OF THE OWNERSHIPS.
2) THIS DRAWING IS COPYRIGHT OF ARCHITECTS KOLHATKAR AND GOWAIKAR & THIS DRAWING SHOULD NOT BE COPIED OR USED WITHOUT PRIOR PERMISSION OF ARCHITECT.

PROPOSED INCLUSIVE HOUSING AT
SECTOR - R35 AT S. NOS. 126/1 (PART), 131/8/131/9/131/10 P OF VILLAGE JAMBE TAL- MULSHI, DIST- PUNE.
FOR : KOLTE-PATIL INTEGRATED TOWNSHIPS LTD.

NAME OF OWNER/DEVELOPER :

FOR KOLTE-PATIL INTEGRATED TOWNSHIPS LTD.

VINAYAK JOGDEO / RAJNISH KUMAR
AUTHORIZED SIGNATORY
SIGNATURE

NAME OF ARCHITECT

SHREEKAR GOWAIKAR
(CA/86/9890)
SIGNATURE

ARCHITECTS
KOLHATKAR AND GOWAIKAR
759/88, BHANDARKAR ROAD,
DECCAN GYMKHANA,
PUNE-411 004.

NORTH

PROJECT	DRAWING NAME	DATE	SCALE	DEALT
	SUBMISSION PLAN	16 FEB 2024	1:100	GDS