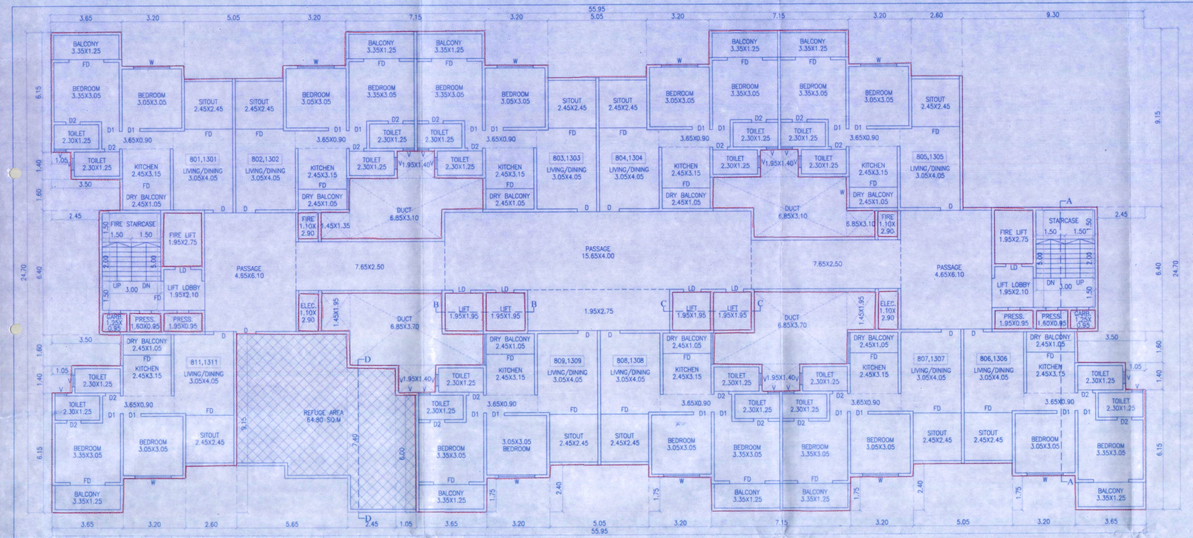

TYPICAL - 8TH & 13TH FLOOR PLAN

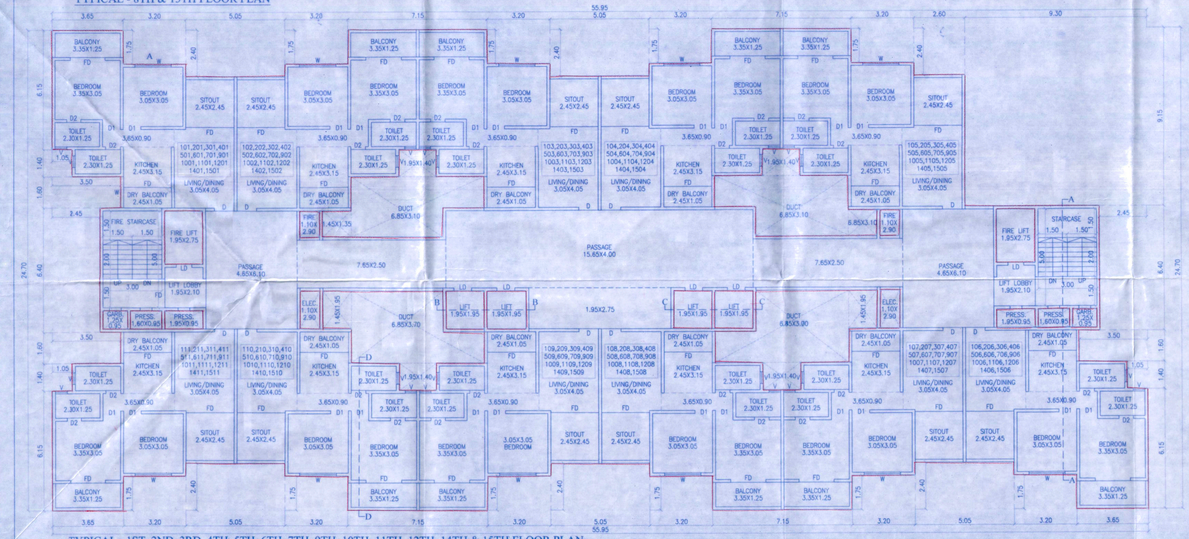

TYPICAL - 1ST, 2ND, 3RD, 4TH, 5TH, 6TH, 7TH, 9TH, 10TH, 11TH, 12TH, 14TH & 15TH FLOOR PLAN

FORM OF STATEMENT 02 (SR.NO. 9(A))		
FLOOR	B/UP AREA	NO. OF TEN.
2ND BASEMENT FLOOR	-	-
1ST BASEMENT FLOOR	-	-
GROUND FLOOR	-	-
FIRST FLOOR	975.69	11
SECOND FLOOR	975.69	11
THIRD FLOOR	975.69	11
FOURTH FLOOR	975.69	11
FIFTH FLOOR	975.69	11
SIXTH FLOOR	975.69	11
SEVENTH FLOOR	975.69	11
EIGHTH FLOOR	911.04	10
NINTH FLOOR	975.69	11
TENTH FLOOR	975.69	11
ELEVENTH FLOOR	975.69	11
TWELTH FLOOR	975.69	11
THIRTEENTH FLOOR	911.04	10
FOURTEENTH FLOOR	975.69	11
FIFTEENTH FLOOR	975.69	11
LIFT AREA	25.94	00
TOTAL	14531.99	163

WATER STORAGE CAPACITY		
FOR RESIDENTIAL PURPOSE		
AMOUNT OF WATER REQUIRED PER PERSON	=	135 ltr/day
WATER REQUIRED PER FLAT (5 person per flat)	=	675 ltr/day
NO. OF FLATS IN THE SCHEME	=	163
O.H. WATER TANK REQUIRED	=	110025 ltr/day
FIRE FIGHTING WATER TANK	=	25000.00 ltr/day
TOTAL CAPACITY O.H.WATER TANK REQUIRED	=	135025.00 ltr/day
UNDER GROUND WATER TANK. (U.G.W.TX1.50)	=	165037.50 ltr/day
FIRE FIGHTING WATER TANK	=	150000.00 ltr/day
TOTAL CAPACITY U.G.WATER TANK REQUIRED	=	315037.50 ltr/day

PARKING STATEMENT		
RESIDENTIAL PURPOSE	PARKING REQUIRED	
	CAR	SCOOTER
02 TEN. HAVING CARPET AREA 40 TO 80 SQ.M.	01	02
FOR 163 TENEMENTS	163	326
TOTAL PARKING PROVIDED	163	326

PARKING AREA STATEMENT				
REQUIRED AREA			TOTAL	SQ.M.
CAR	163 X 12.50	=	2037.50	SQ.M.
SCOOTER	326 X 2.00	=	652.00	SQ.M.
TOTAL REQUIRED AREA			2689.50	SQ.M.

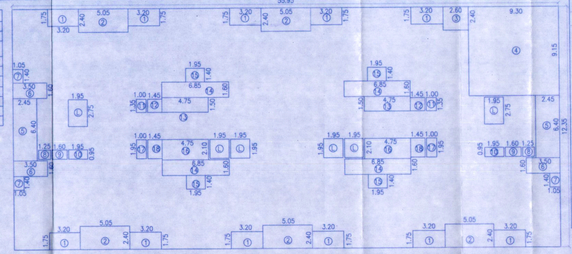

AREA KEY PLAN FOR TYPICAL - 1ST, 2ND, 3RD, 4TH, 5TH, 6TH, 7TH, 9TH, 10TH, 11TH, 12TH, 14TH & 15TH FLOOR

STAMP OF APPROVAL

FOR SANCTION PURPOSE

LIG-1 BLDG

10/18

Approved as amended in

Subject to conditions mentioned in Annexure "A" of letter No. BMU / I.C.R. No. 2025/2024 Mouza [illegible]

S. No. / G. No. / CTS No. 27/1/2 to 5/2

Dated - 01/01/2026 27/1/2 - 5/2 [illegible]

Deputy / Joint Metropolitan planner

Pune Metropolitan Regional Development Authority, Pune



TERRACE FLOOR PLAN

AREA STATEMENT					
TYPICAL - 1ST, 2ND, 3RD, 4TH, 5TH, 6TH, 7TH, 9TH, 10TH, 11TH, 12TH, 14TH & 15TH FLOOR					
A	55.95	X	24.70	X 1	= 1381.97
DEDUCTIONS					
1	3.20	X	1.75	X 10	= 56.00
2	5.05	X	2.40	X 4	= 48.48
3	2.80	X	2.40	X 2	= 12.48
4	9.30	X	9.15	X 1	= 85.10
5	6.40	X	2.45	X 2	= 31.36
6	3.50	X	1.60	X 3	= 16.80
7	1.40	X	1.05	X 3	= 4.41
8	1.25	X	0.95	X 2	= 2.37
9	1.60	X	0.95	X 2	= 3.04
10	1.95	X	0.95	X 2	= 3.71
11	1.00	X	1.35	X 2	= 2.70
12	1.45	X	1.35	X 2	= 3.92
13	4.75	X	1.50	X 2	= 14.25
14	6.85	X	1.60	X 4	= 43.84
15	1.95	X	1.40	X 4	= 10.92
16	4.75	X	2.10	X 2	= 19.95
17	1.00	X	1.95	X 2	= 3.90
18	1.45	X	1.95	X 2	= 5.64
L	1.95	X	1.95	X 4	= 15.21
L1	2.75	X	1.95	X 2	= 10.73
TOTAL DEDUCTION					= 406.27
TOTAL NET B/UP AREA					= 975.69

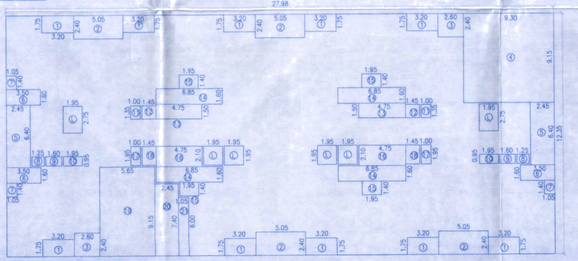

AREA KEY PLAN FOR REFUGE - 8TH & 13TH FLOOR

AREA STATEMENT					
TYPICAL - 8TH & 13TH FLOOR					
A	55.95	X	24.70	X 1	= 1381.97
DEDUCTIONS					
1	3.20	X	1.75	X 10	= 56.00
2	5.05	X	2.40	X 4	= 48.48
3	2.80	X	2.40	X 2	= 12.48
4	9.30	X	9.15	X 1	= 85.10
5	6.40	X	2.45	X 2	= 31.36
6	3.50	X	1.60	X 3	= 16.80
7	1.40	X	1.05	X 3	= 4.41
8	1.25	X	0.95	X 2	= 2.37
9	1.60	X	0.95	X 2	= 3.04
10	1.95	X	0.95	X 2	= 3.71
11	1.00	X	1.35	X 2	= 2.70
12	1.45	X	1.35	X 2	= 3.92
13	4.75	X	1.50	X 2	= 14.25
14	6.85	X	1.60	X 4	= 43.84
15	1.95	X	1.40	X 4	= 10.92
16	4.75	X	2.10	X 2	= 19.95
17	1.00	X	1.95	X 2	= 3.90
18	1.45	X	1.95	X 2	= 5.66
19	5.65	X	9.15	X 1	= 51.70
20	7.40	X	2.45	X 1	= 18.13
21	6.00	X	1.05	X 1	= 6.30
L	1.95	X	1.95	X 4	= 15.21
L1	2.75	X	1.95	X 2	= 10.73
TOTAL DEDUCTION					= 470.93
TOTAL NET B/UP AREA					= 911.04

REFUGE AREA CALCULATION	
TYPICAL - 8TH & 13TH FLOOR	
REQUIRED REFUGE AREA	= TYPICAL 2 FL. B/UP AREA / 12.50
	= 975.69 X 2 = 1951.38 / 12.50
	= 156.11 PERSONS = 157 PER. X 0.30 SQ.M
REQUIRED REFUGE AREA	= 47.10 SQ.M.
ADD FOR HANDICAPED PERSON REFUGE AREA	= 0.90 SQ.M.
TOTAL REQUIRED REFUGE AREA = 47.10 + 0.90	= 48.00 SQ.M.
PROVIDED REFUGE AREA	= 64.80 SQ.M.

OWNER'S DECLARATION

I/WE UNDERSIGNED HEREBY CONFIRM THAT I/WE WOULD ABIDE BY PLANS APPROVED BY AUTHORITY / COLLECTOR. I/WE WOULD EXECUTE THE STRUCTURE AS PER APPROVED PLANS. ALSO I/WE WOULD EXECUTE THE WORK UNDER SUPERVISION OF PROPER TECHNICAL PERSON SO AS TO ENSURE THE QUALITY AND SAFETY AT THE WORK SITE.

M/S KAKADE ESTATE DEVELOPERS PVT. LTD.
THROUGH
MR. RAMESH BHOSALE
OWNER/POA HOLDER

SIGN.

PROJECT

PROPOSED LAYOUT ON S.NO. 115/1(P), 115/2(P), 115/3(P), 115/4(P), 115/5(P), 115/6(P), 115/7(P), 115/8(P), 115/9(P), 115/11(P), 115/12 (P), 115/13 (P), 130/2A (P), 130/7B (P), (SECTOR - 3 MHADA) AT VILLAGE- BHUGAON, TAL-MULSHI, DIST.-PUNE.

ARCHITECT

MANOJ TATOOSKAR
1221, B/1 WRANGLAR
P A R A N J P E R O A D,
BEHIND BHAVE X-RAY CLINIC,
OFF. T.C. ROAD, PUNE.-411004
PH- 25531675/76

REG. NO. CA/91/13744

DATE	SCALE	DRN BY	CHK. BY
13.10.2025	1:100	S.D.C	M.S.T

R:\KDERE\MDPMC\CURRENT PROJECTS\MANOJ TATOOSKAR\KAKADE GROUP\SECTOR-03 MUNICIPAL DWG FOR SANCTION PURPOSE